



CHEMICAL



// PROVIDING EXCELLENCE AND RELIABILITY

The ALFAGOMMA Group, established in 1956, is a global manufacturer specialized in highly engineered, technically demanding hydraulic and industrial products, created with a commitment to excellence in quality and innovation.

// GLOBAL PRESENCE AND LOGISTIC SUPPORT

The ALFAGOMMA Group currently employs over 3550 people worldwide in 21 Production Plants and 82 Regional Distribution – Assembly Centers strategically located in:

EUROPE

- // Italy
- // Denmark
- // Estonia
- // Finland
- // France
- // Germany
- // Greece
- // Netherland
- // Norway
- // Sweden
- // UK

AMERICAS

- // Brazil
- // Canada
- // USA

ASIA & PACIFIC

- // Australia
- // China
- // Indonesia
- // Malaysia
- // Singapore
- // South Korea

AFRICA

- // South Africa



ALFAGOMMA GROUP

21

MANUFACTURING PLANTS

IN 8 COUNTRIES
 ITALY – FINLAND
 GERMANY – UK
 USA – BRAZIL
 CHINA – MALAYSIA

87

SUBSIDIARIES AND ASSEMBLY PLANTS

IN 21 COUNTRIES AND 5 CONTINENTS

ISO

QUALITY CERTIFICATION

ISO 9001
 SINCE 1993
ISO 14001
 SINCE 1999

3660

EMPLOYEES

AROUND THE WORLD



// CHEMICAL

ALFAGOMMA offers a complete range of hose and hose assemblies suitable for different applications and a variety of substances in the chemical industry.

ALFAGOMMA products are specially designed to guarantee a high safety level in hazardous chemicals transfer according to current legislations.

// HOSE

- Rubber Hose
- Composite Hose
- PTFE Hose
- Stainless Steel Corrugated Flexible Hose

// FITTINGS

- Industrial Fittings & Hydraulic Fittings for Rubber Hose
- Composite Hose Fittings
- Hydraulic Fittings for PTFE Hose
- Weld on Fittings for Stainless Steel Corrugated Flexible Hose

// ACCESSORIES

- Quick Release Couplings
- Safety Break-away Couplings
- Dry Disconnect Couplings



// INDEX**// RUBBER HOSE**

503AA	Acid-chemical S&D 16 bar (240 psi) - EPDM	10
5050G	Acid-chemical S&D 16 bar (240 psi) - XLPE	10
529AA	Acid-chemical S&D 16 bar (240 psi) - UPE	11
5090E	Acid-chemical S&D 16 bar (240 psi) - UPE	11
5190E	Acid-chemical S&D 16 bar (240 psi) - UPE - Corrugated	12
538AA	Tank cleaning 20 bar (300 psi) - EPDM - Textile braided	12
955AA	Diesel Exhaust Fluid 20 bar (300 psi) - Textile braided	13
976AB	General purpose 20 bar (300 psi) - EPDM	13
956AB	General purpose 20 bar (300 psi) - EPDM	13

// INDUSTRIAL & HYDRAULIC FITTINGS FOR RUBBER HOSE

CAM & GROOVE MIL A-A-59326A / MIL C-27487	14
SYMMETRIC GUILLEMIN NF E 29.572	17
EN 14 420-5 / DIN 2817	19
TANKWAGEN EN 14 420-6 / DIN 28 450	21
ALFACRIMP COMBINATION NIPPLE	25
SMS 1145	26
DIN 1185	27
HYGIENIC COUPLING - FERRULE	28
FIXED FLANGE - EN 1092-1 PN10/16	29
FIXED FLANGE - ASME ANSI B 16.5 - ASA 150	30
SWIVEL FLANGE - EN 1092-1 PN10/16	31
SWIVEL FLANGE - ASME ANSI B 16.5 - ASA 150	32
EAR PINCH CLAMP	33
BAND-IT SYSTEM	34
WORM GEAR CLAMP	35
SUPERCLAMP	35
PW-CLAMP	36
SAFETY CLAMP EN 14 420-3 / DIN 2817	37
SAFETY CLAMPS Flexoline®	37
SMOOTH FERRULE	38
SERRATED FERRULE	38
HYDRAULIC FITTINGS	39
HYDRAULIC FERRULE	42

// COMPOSITE HOSE

ALFACHEM 10 PG - 5J551	Acid-chemical S&D 10 bar (150 psi) - Standard duty	46
ALFACHEM 10 PS - 5J553	Acid-chemical S&D 10 bar (150 psi) - Standard duty	46
ALFACHEM 10 SS - 5J533	Tank cleaning 10 bar (150 psi)	47
ALFACHEM 14 PG - 5N551	Acid-chemical S&D 14 bar (200 psi) - Heavy duty	48
ALFACHEM PTFE 14 SS - 5N333	Acid-chemical S&D 14 bar (200 psi) - Heavy duty - PTFE	48
ALFADOCK PP - 5N551 EN	Acid-chemical S&D - Heavy duty	49
ALFADOCK PTFE SG - 5N331 EN	Acid-chemical S&D - Heavy duty - PTFE	49

// COMPOSITE HOSE FITTINGS

COMBINATION NIPPLE	51
SYMMETRIC GUILLEMIN NF E 29.5722	53
FIXED FLANGE	54
SWIVEL FLANGE	55
FERRULE	56
SEAL	57

// PTFE HOSE

9TS OM	Smooth PTFE stainless steel braid standard duty	59
9TC OM	Convolute PTFE stainless steel braid	59

// HYDRAULIC FITTINGS FOR PTFE HOSE

BSP INSERTS	60
NPTF INSERTS	63
FERRULE	64

// STAINLESS STEEL CORRUGATED FLEXIBLE HOSE

99DMM	Stainless steel hose - parallel corrugation - AISI 316L with 1 braid AISI 304	66
99EMM	Stainless steel hose - parallel narrow corrugation - AISI 316L with 1 braid AISI 304	66

// WELD ON FITTINGS FOR STAINLESS STEEL CORRUGATED FLEXIBLE HOSE

WELDING RING	67
FIXED FLANGE	68
COLLARS	69
WELDING FITTINGS	70

// ACCESSORIES

QUICK RELEASE COUPLINGS	72
SAFETY BREAK-AWAY COUPLINGS	82
DRY-DISCONNECT COUPLINGS	82

// ICONS

Electrical resistance along
the conductive layers
 $\leq 10^6 \Omega/\text{length}$



Electrical resistance
through the hose wall
 $\leq 10^9 \Omega$




2004/1935 EC
2006/2023 EC


























// RUBBER HOSE

- EPDM, PE-X or UPE tube to guarantee the appropriate level of chemical resistance to the medium to be conveyed
- EN 12115 compliant range to ensure that users are not exposed to danger from fire or explosion and that the environment is protected against contamination or damage.
 - // 16 bar WP
 - // 4:1 safety factor
 - // Flame resistance: 3 minutes exposure to naked flame
 - // Electrical resistance along tube and cover: $\leq 10^6$ Ohm/length
 - // Electrical resistance through the hose wall: $\leq 10^9$ Ohm/length
 - // Suitable to be used in potentially explosive environments, where dissipation of electrostatic charges is a safety requirement
- Wide temperature range
- High flexibility
- Hose assembled by ALFAGOMMA France certified by DREAL according to TMD decree
- Hose assembled by ALFAGOMMA France certified ATEX (94/9/EC)













// HOSE & RECOMMENDED FITTING TABLE

RUBBER HOSE									FITTINGS	
Hose	Tube	WP/ BP (bar)	ID Range (mm)	Standard	Tube Compliance	Electrical Properties	Flame Resistant	Temp. Range (°C)	Cam & Groove MIL A-A-59326A/ MIL C-27487	Symmetric Guillemain NF E 29.572
503AA 	EPDM	16 / 64	19-102	EN 12115: 2011				-30 +100		
505OG 	PE-X	16 / 48	19-102					-30 +80		
529AA 	UPE	16 / 64	19-102	EN 12115: 2011 2004/1935 EC 2006/2023 EC	EU 10/2011			-30 +100		
509OE 	UPE	16 / 48	19-102	2004/1935 EC 2006/2023 EC	FDA EU 10/2011			-30 +100		
519OE 	UPE	16 / 48	51-102	2004/1935 EC 2006/2023 EC	FDA EU 10/2011			-30 +100		
538AA 	EPDM	20 / 60	38-51					-30 +100		
955AA 	EPDM	20 / 60	13-25	ISO 22241-2:2006				-40 +100		
976AB 	EPDM	20 / 60	6-25					-40 +100		
956AB 	EPDM	20 / 60	32-51					-40 +100		

The match hose/fittings is just an indication and needs checking depending on the actual application. The final choice is on customer's responsibility.

Dimensions shown may be changed without prior notice

			FITTINGS - EN 14 420-2/DIN 2817 hose shank				Hygienic FITTINGS		
Combination nipples precrimped ferrule	Flange PN10/16 ASA 150	Hydraulic Fittings	Cam & Groove EN 14 420-7/ DIN 2828	EN 14 420-5/ DIN 2817	TANKWAGEN EN 14 420-6 / DIN 28 450	Flange PN10/16 EN 14420-2/ DIN 2817	DIN 11851 (EN14420-2/ DIN2817 hose shank)	DIN 11851 (serrated hose shank)	SMS (serrated hose shank)
									
			●	●	●	●			
●	●		●	●					
	●	●	●	●	●	●	●		●
	●	●	●	●	●	●	●	●	●

Other recommended fittings on request

			●						
--	--	--	---	--	--	--	--	--	--

Recommended fittings on request

		●							
		●	●	●	●	●			



safety clamps EN 14 420-3 DIN 2817 // safety clamps Flexoline®

// RUBBER HOSE

// 503AA



Acid-chemical S&D 16 bar (240 psi) - EPDM EN 12115

Tube: black conductive EPDM.

Reinforcement: high tensile textile cords with embedded steel helix wire - antistatic wire.

Cover: black conductive EPDM - abrasion, ozone and flame resistant.

Application: acid and chemical suction and delivery. Suitable to be used in potentially explosive environments.

Constant operation: -30 °C +100 °C (-22 °F +212 °F) depending on conveyed chemical.

↔		↔		↙		↘		⤴		⤵		
mm	in	mm	in	bar	psi	bar	psi	mm	in	%	kg/m	lb/ft
19,0	3/4"	31,00	1,22	16	240	64	960	95,0	3,74	90	0,730	0,50
25,0	1"	37,00	1,46	16	240	64	960	125,0	4,92	90	0,900	0,61
32,0	1 1/4"	44,00	1,73	16	240	64	960	160,0	6,30	90	1,080	0,73
38,0	1 1/2"	51,00	2,01	16	240	64	960	190,0	7,48	90	1,240	0,84
50,0	2"	66,00	2,60	16	240	64	960	250,0	9,84	90	1,880	1,27
51,0	2"	67,00	2,64	16	240	64	960	250,0	9,84	90	1,910	1,29
63,0	2 1/2"	79,00	3,11	16	240	64	960	300,0	11,81	90	2,480	1,67
75,0	3"	91,00	3,58	16	240	64	960	350,0	13,78	80	2,960	1,99
76,0	3"	92,00	3,62	16	240	64	960	350,0	13,78	80	2,990	2,01
100,0	4"	116,00	4,57	16	240	64	960	450,0	17,72	80	3,970	2,67
102,0	4"	118,00	4,65	16	240	64	960	450,0	17,72	80	4,040	2,72

// 5050G



Acid-chemical S&D 16 bar (240 psi) - PE-X

Tube: transparent PE-X (Cross Linked Polyethylene).

Reinforcement: high tensile textile cords with embedded steel helix wire.

Cover: green EPDM - abrasion and ozone resistant.

Application: acid and chemical suction and delivery. Suitable for 90% of existing chemicals.

Constant operation: -30 °C +80 °C (-22 °F +176 °F)

↔		↔		↙		↘		⤴		⤵		
mm	in	mm	in	bar	psi	bar	psi	mm	in	%	kg/m	lb/ft
19,0	3/4"	31,00	1,22	16	240	48	720	114,0	4,49	90	0,670	0,46
25,0	1"	37,00	1,46	16	240	48	720	150,0	5,91	90	0,820	0,56
32,0	1 1/4"	44,00	1,73	16	240	48	720	192,0	7,56	90	0,980	0,66
38,0	1 1/2"	50,00	1,97	16	240	48	720	192,0	7,56	90	1,120	0,76
51,0	2"	63,00	2,48	16	240	48	720	300,0	11,81	90	1,480	1,00
63,0	2 1/2"	77,00	3,03	16	240	48	720	378,0	14,88	90	2,260	1,52
76,0	3"	92,00	3,62	16	240	48	720	450,0	17,72	80	2,710	1,83
102,0	4"	118,00	4,65	16	240	48	720	600,0	23,62	80	3,700	2,49

Dimensions shown may be changed without prior notice

// 529AA

**Acid-chemical S&D 16 bar (240 psi) - UPE
EN 12115 - EU 10/2011 A+B+C+D2**

Tube: black conductive UPE (Ultra High Molecular Weight Polyethylene).

Reinforcement: high tensile textile cords with embedded steel helix wire - antistatic wire.

Cover: black conductive EPDM - abrasion, ozone and flame resistant.

Application: acid and chemical suction and delivery. Suitable for 98% of existing chemicals. Suitable to be used in potentially explosive environments.

Constant operation: -30 °C +100 °C (-22 °F +212 °F) depending on conveyed chemical.

↔		↔		↙		↘		↷		⚖		
mm	in	mm	in	bar	psi	bar	psi	mm	in	%	kg/m	lb/ft
19,0	3/4"	31,00	1,22	16	240	64	960	114,0	4,49	90	0,670	0,46
25,0	1"	37,00	1,46	16	240	64	960	150,0	5,91	90	0,830	0,56
32,0	1 1/4"	44,00	1,73	16	240	64	960	192,0	7,56	90	1,000	0,68
38,0	1 1/2"	51,00	2,01	16	240	64	960	228,0	8,98	90	1,300	0,88
50,0	2"	66,00	2,60	16	240	64	960	300,0	11,81	90	1,960	1,32
51,0	2"	67,00	2,64	16	240	64	960	300,0	11,81	90	1,990	1,34
75,0	3"	91,00	3,58	16	240	64	960	450,0	17,72	80	3,070	2,07
76,0	3"	92,00	3,62	16	240	64	960	450,0	17,72	80	3,110	2,10
100,0	4"	116,00	4,57	16	240	64	960	600,0	23,62	80	4,120	2,77
102,0	4"	118,00	4,65	16	240	64	960	600,0	23,62	80	4,190	2,82

// 5090E

**Acid-chemical S&D 16 bar (240 psi) - UPE
FDA - EU 10/2011 A+B+C+D2**

Tube: transparent UPE (Ultra High Molecular Weight Polyethylene).

Reinforcement: high tensile textile cords with embedded steel helix wire.

Cover: blue EPDM - abrasion and ozone resistant.

Application: acid and chemical suction and delivery. Suitable for 98% of existing chemicals.

Constant operation: -30 °C +100 °C (-22 °F +212 °F) depending on conveyed chemical.

↔		↔		↙		↘		↷		⚖		
mm	in	mm	in	bar	psi	bar	psi	mm	in	%	kg/m	lb/ft
19,0	3/4"	31,00	1,22	16	240	48	720	114,0	4,49	90	0,590	0,40
25,0	1"	37,00	1,46	16	240	48	720	150,0	5,91	90	0,730	0,50
32,0	1 1/4"	44,00	1,73	16	240	48	720	192,0	7,56	90	0,880	0,60
38,0	1 1/2"	50,00	1,97	16	240	48	720	228,0	8,98	90	1,010	0,68
40,0	1 9/16"	52,00	2,05	16	240	48	720	240,0	9,45	90	1,050	0,71
51,0	2"	63,00	2,48	16	240	48	720	300,0	11,81	90	1,340	0,91
63,0	2 1/2"	77,00	3,03	16	240	48	720	378,0	14,88	90	2,090	1,41
76,0	3"	92,00	3,62	16	240	48	720	450,0	17,72	80	2,840	1,91
102,0	4"	118,00	4,65	16	240	48	720	600,0	23,62	80	3,870	2,61

// 5190E



**Acid-chemical S&D 16 bar (240 psi) - UPE - Corrugated
FDA - EU 10/2011 A+B+C+D2**

Tube: transparent UPE (Ultra High Molecular Weight Polyethylene).

Reinforcement: high tensile textile cords with embedded steel helix wire.

Cover: blue EPDM - abrasion and ozone resistant.

Application: acid and chemical suction and delivery. Suitable for 98% of existing chemicals. Special construction for maximum flexibility.

Constant operation: -30 °C +100 °C (-22 °F +212 °F) depending on conveyed chemical.

↔		↔		↻		↻		⤴		⚖		
mm	in	mm	in	bar	psi	bar	psi	mm	in	%	kg/m	lb/ft
51,0	2"			16	240	48	720	150,0	5,91	90	1,390	0,94
76,0	3"			16	240	48	720	228,0	8,98	90	2,510	1,69
102,0	4"			16	240	48	720	300,0	11,81	90	4,100	2,76

// 538AA



Tank cleaning 20 bar (300 psi) - EPDM - Textile braided

Tube: black conductive EPDM.

Reinforcement: high tensile textile braids - stainless steel antistatic wires.

Cover: black conductive EPDM - abrasion and ozone resistant.

Application: acid and chemical delivery in storage tanks cleaning applications.

Constant operation: -30 °C +100 °C (-22 °F +212 °F) depending on conveyed chemical.

↔		↔		↻		↻		⤴		⚖		
mm	in	mm	in	bar	psi	bar	psi	mm	in	%	kg/m	lb/ft
38,0	1 1/2"	54,00	2,13	20	300	60	900	304,0	11,97		1,330	0,90
51,0	2"	67,00	2,64	20	300	60	900	408,0	16,06		1,840	1,24

Dimensions shown may be changed without prior notice

// 955AA

**Diesel Exhaust Fluid 20 bar (300 psi) - Textile braided****Tube:** black conductive sulphur free EPDM.**Reinforcement:** high tensile textile braids.**Cover:** black conductive EPDM - abrasion and ozone resistant.**Application:** Diesel Exhaust Fluid/urea solution dispensing and transfer.

Tested according to ISO 22241-2 to guarantee high purity of the dispensed solution.

Constant operation: -40 °C +100 °C (-40 °F +212 °F)

↔		↔		↻		↻		⤴		⤵	⚖	
mm	in	mm	in	bar	psi	bar	psi	mm	in	%	kg/m	lb/ft
13,0	1/2"	23,00	0,91	20	300	60	900	91,0	3,58		0,290	0,19
16,0	5/8"	26,00	1,02	20	300	60	900	112,0	4,41		0,340	0,23
19,0	3/4"	29,00	1,14	20	300	60	900	133,0	5,24		0,390	0,26
25,0	1"	35,00	1,38	20	300	60	900	175,0	6,89		0,490	0,33

// 976AB

**General purpose 20 bar (300 psi) - EPDM****Tube:** black conductive EPDM.**Reinforcement:** high tensile textile cords.**Cover:** grey EPDM - abrasion and ozone resistant.**Application:** air, water and mild chemicals delivery in general industrial applications.**Constant operation:** -40 °C +100 °C (-40 °F +212 °F)

↔		↔		↻		↻		⤴		⤵	⚖	
mm	in	mm	in	bar	psi	bar	psi	mm	in	%	kg/m	lb/ft
6,0	1/4"	13,00	0,51	20	300	60	900	40,0	1,57		0,160	0,11
8,0	5/16"	15,00	0,59	20	300	60	900	50,0	1,97		0,200	0,13
10,0	3/8"	17,00	0,67	20	300	60	900	60,0	2,36		0,220	0,15
13,0	1/2"	21,00	0,83	20	300	60	900	75,0	2,95		0,340	0,23
16,0	5/8"	25,00	0,98	20	300	60	900	95,0	3,74		0,450	0,30
19,0	3/4"	29,00	1,14	20	300	60	900	100,0	3,94		0,570	0,38
25,0	1"	35,00	1,38	20	300	60	900	120,0	4,72		0,740	0,50

// 956AB

**General purpose 20 bar (300 psi) - EPDM****Tube:** black conductive EPDM.**Reinforcement:** high tensile textile cords.**Cover:** grey EPDM - abrasion and ozone resistant.**Application:** air, water and mild chemicals delivery in general industrial applications.**Constant operation:** -40 °C +100 °C (-40 °F +212 °F)

↔		↔		↻		↻		⤴		⤵	⚖	
mm	in	mm	in	bar	psi	bar	psi	mm	in	%	kg/m	lb/ft
32,0	1 1/4"	44,00	1,73	20	300	60	900				0,920	0,62
38,0	1 1/2"	52,00	2,05	20	300	60	900				1,080	0,73
51,0	2"	66,00	2,60	20	300	60	900				1,650	1,11

// INDUSTRIAL FITTINGS

Extensive industrial fitting range specially designed and selected to guarantee the best performance with ALFAGOMMA hoses in the different chemical applications and markets.

- Available in Stainless steel AISI 316 and in a wide choice of other materials (brass, aluminium, plated steel, PP)
- Specific assembly solutions:
 - // Crimped fittings in different connection style (Cam&Groove MIL A-A-59326A, Guillemin NF E 29.572, NPT/BSP threaded fittings, PN16/ASA150 flanged fittings)
 - // EN 14 420 fittings with safety clamp EN 14 420-3 (Cam&Groove EN14420-7, threaded fittings, flanged fittings)

// CAM & GROOVE

// CAM & GROOVE MIL A-A-59326A / MIL C-27487

Type C - Coupler, hose shank - Stainless steel 316



Item Code	Product Code	Hose ID		Head DN	
		in	mm	in	mm
2303244	I369C200-013013	1/2"	13,0	1/2"	13,0
2301866	I319C200-019019	3/4"	19,0	3/4"	19,0
2300620	I319C200-025025	1"	25,0	1"	25,0
2300621	I319C200-032032	1 1/4"	32,0	1 1/4"	32,0
2301867	I319C200-038038	1 1/2"	38,0	1 1/2"	38,0
2302448	I319C200-051051	2"	51,0	2"	51,0
2301868	I319C200-063063	2 1/2"	63,0	2 1/2"	63,0
2301869	I319C200-076076	3"	76,0	3"	76,0
2301870	I319C200-102102	4"	102,0	4"	102,0
2303605	I369C200-127127	5"	127,0	5"	127,0
2302449	I319C200-152152	6"	152,0	6"	152,0

Also available in aluminium and brass - see industrial catalogue.

On request possible to supply model with safety handles in stainless steel 316.

// CAM & GROOVE MIL A-A-59326A / MIL C-27487

Type C - Coupler, hose shank - PP



Item Code	Product Code	Hose ID		Head DN	
		in	mm	in	mm
2303277	IP19C200-013013	1/2"	13,0	1/2"	13,0
2303278	IP19C200-019019	3/4"	19,0	3/4"	19,0
2303279	IP19C200-025025	1"	25,0	1"	25,0
2303280	IP19C200-032032	1 1/4"	32,0	1 1/4"	32,0
2303281	IP19C200-038038	1 1/2"	38,0	1 1/2"	38,0
2303282	IP19C200-051051	2"	51,0	2"	51,0
2303284	IP19C200-076076	3"	76,0	3"	76,0
2303285	IP19C200-102102	4"	102,0	4"	102,0

Also available in aluminium and brass - see industrial catalogue.

Dimensions shown may be changed without prior notice

// CAM & GROOVE MIL A-A-59326A / MIL C-27487

Type E - Adapter, hose shank - Stainless steel 316



Item Code	Product Code	Hose ID	Hose ID	Head DN	Head DN
		in	mm	in	mm
2303250	I319C100-013013	1/2"	13,0	1/2"	13,0
2301927	I319C100-019019	3/4"	19,0	3/4"	19,0
2300618	I319C100-025025	1"	25,0	1"	25,0
2301929	I319C100-032032	1 1/4"	32,0	1 1/4"	32,0
2302443	I319C100-038038	1 1/2"	38,0	1 1/2"	38,0
2302444	I319C100-051051	2"	51,0	2"	51,0
2302445	I319C100-063063	2 1/2"	63,0	2 1/2"	63,0
2301931	I319C100-076076	3"	76,0	3"	76,0
2302446	I319C100-102102	4"	102,0	4"	102,0
2303683	I319C100-127127	5"	127,0	5"	127,0
2302447	I319C100-152152	6"	152,0	6"	152,0

Also available in aluminium and brass - see industrial catalogue.

// CAM & GROOVE MIL A-A-59326A / MIL C-27487

Type E - Adapter, hose shank - PP



Item Code	Product Code	Hose ID	Hose ID	Head DN	Head DN
		in	mm	in	mm
2303295	IP19C100-013013	1/2"	13,0	1/2"	13,0
2303296	IP19C100-019019	3/4"	19,0	3/4"	19,0
2303297	IP19C100-025025	1"	25,0	1"	25,0
2303298	IP19C100-032032	1 1/4"	32,0	1 1/4"	32,0
2303299	IP19C100-038038	1 1/2"	38,0	1 1/2"	38,0
2303300	IP19C100-051051	2"	51,0	2"	51,0
2303302	IP19C100-076076	3"	76,0	3"	76,0
2303303	IP19C100-102102	4"	102,0	4"	102,0

Also available in aluminium and brass - see industrial catalogue.

// CAM & GROOVE MIL A-A-59326A / MIL C-27487

Adapter/coupler & dust cap/plug

TYPE A	TYPE B	TYPE D	TYPE F	TYPE DC	TYPE DP

Material: Aluminum, Stainless steel 316, Brass, Polypropylene.

Thread: BSP / NPT.

Size: 1/2" - 6" (DN 13mm / 152mm).

Available in industrial catalogue.

* On request possible to supply model with safety handles in stainless steel 316.

// CAM & GROOVE EN 14 420-7 / DIN 2828

Type AF - Adapter, BSPP Female - PTFE Seal - Stainless steel 316



Item Code	Product Code	Thread type 1	Head DN side 1	Head DN side 1	Thread 1	Thread type 2	Head DN side 2	Head DN side 2	Thread 2
			in	mm			in	mm	
2306724	I3A9G606-013021	C&G DIN	1/2"	13,0	-	BSPP	1/2"	13,0	1/2"
2302618	I3A9G606-020027	C&G DIN	3/4"	19,0	-	BSPP	3/4"	19,0	3/4"
2302619	I3A9G606-025034	C&G DIN	1"	25,0	-	BSPP	1"	25,0	1"
2302620	I3A9G606-032042	C&G DIN	1 1/4"	32,0	-	BSPP	1 1/4"	32,0	1"1/4
2302621	I3A9G606-040049	C&G DIN	1 1/2"	38,0	-	BSPP	1 1/2"	38,0	1"1/2
2302622	I3A9G606-050060	C&G DIN	2"	51,0	-	BSPP	2"	51,0	2"
2302623	I3A9G606-065076	C&G DIN	2 1/2"	63,0	-	BSPP	2 1/2"	63,0	2"1/2
2302624	I3A9G606-080090	C&G DIN	3"	76,0	-	BSPP	3"	76,0	3"
2302625	I3A9G606-100114	C&G DIN	4"	102,0	-	BSPP	4"	102,0	4"

// CAM & GROOVE EN 14 420-7 / DIN 2828

Type CC - Coupler, EN 14 420-2 / DIN 2817 hose shank - Stainless steel 316



Item Code	Product Code	Hose ID	Hose ID	Head DN	Head DN
		in	mm	in	mm
2302522	I349G200-020020	13/16"	20,0	3/4"	19,0
2302523	I349G200-025025	1"	25,0	1"	25,0
2302524	I349G200-032032	1 1/4"	32,0	1 1/4"	32,0
2302525	I349G200-038040	1 1/2"	38,0	1 1/2"	38,0
2302099	I349G200-051050	2"	50,0	2"	51,0
2302526	I349G200-065065	2 9/16"	65,0	2 1/2"	63,0
2302527	I349G200-076080	3"	75,0	3"	76,0
2302528	I349G200-102100	4"	100,0	4"	102,0

To assemble the insert, use "Safety clamps EN 14 420-3 / DIN 2817" and "Safety clamps Flexoline®".

// CAM & GROOVE EN 14 420-7 / DIN 2828

Type DF - Coupler, BSPP Female - PTFE Seal - Stainless steel 316



Item Code	Product Code	Thread type 1	Head DN side 1	Head DN side 1	Thread 1	Thread type 2	Head DN side 2	Head DN side 2	Thread 2
			in	mm			in	mm	
2306723	I3A9G806-013021	C&G DIN	1/2"	13,0	-	BSPP	1/2"	13,0	1/2"
2302626	I3A9G806-020027	C&G DIN	3/4"	19,0	-	BSPP	3/4"	19,0	3/4"
2302627	I3A9G806-025034	C&G DIN	1"	25,0	-	BSPP	1"	25,0	1"
2302628	I3A9G806-032042	C&G DIN	1 1/4"	32,0	-	BSPP	1 1/4"	32,0	1"1/4
2302629	I3A9G806-040049	C&G DIN	1 1/2"	38,0	-	BSPP	1 1/2"	38,0	1"1/2
2302630	I3A9G806-050060	C&G DIN	2"	51,0	-	BSPP	2"	51,0	2"
2302631	I3A9G806-065076	C&G DIN	2 1/2"	63,0	-	BSPP	2 1/2"	63,0	2"1/2
2302632	I3A9G806-080090	C&G DIN	3"	76,0	-	BSPP	3"	76,0	3"
2302633	I3A9G806-100114	C&G DIN	4"	102,0	-	BSPP	4"	102,0	4"

// CAM & GROOVE EN 14 420-7 / DIN 2828

Type EE - Adapter, EN 14 420-2 / DIN 2817 hose shank - Stainless steel 316



Item Code	Product Code	Hose ID	Hose ID	Head DN	Head DN
		in	mm	in	mm
2302514	I349G100-020020	13/16"	20,0	3/4"	19,0
2302515	I349G100-025025	1"	25,0	1"	25,0
2302516	I349G100-032032	1 1/4"	32,0	1 1/4"	32,0
2302517	I349G100-038040	1 1/2"	38,0	1 1/2"	38,0
2302518	I349G100-051050	2"	50,0	2"	51,0
2302519	I349G100-065065	2 9/16"	65,0	2 1/2"	63,0
2302520	I349G100-076080	3"	75,0	3"	76,0
2302521	I349G100-102100	4"	100,0	4"	102,0

To assemble the insert, use "Safety clamps EN 14 420-3 / DIN 2817" and "Safety clamps Flexoline®".

Dimensions shown may be changed without prior notice

// SYMMETRIC GUILLEMIN**// SYMMETRIC GUILLEMIN NF E 29.572****Serrated hose shank - with locking ring complete with seal - Stainless steel 316**

Item Code	Product Code	Hose ID		Head DN
		in	mm	mm
2302438	I3191300-025020	1"	25,0	20,0
2302439	I3191300-030025	1 3/16"	30,0	25,0
2302101	I3191300-035032	1 3/8"	35,0	32,0
2300624	I3191300-045040	1 3/4"	45,0	40,0
2300625	I3191300-055050	2 1/6"	55,0	50,0
2301044	I3191300-070065	2 3/4"	70,0	65,0
2300627	I3191300-090080	3 1/2"	90,0	80,0
2302442	I3191300-110100	4 5/16"	110,0	100,0

Also available in aluminium - see industrial catalogue.

17

INDUSTRIAL FITTINGS

// SYMMETRIC GUILLEMIN NF E 29.572**Serrated hose shank - with locking ring complete with seal - Bronze**

Item Code	Product Code	Hose ID		Head DN
		in	mm	mm
2300679	I7191300-025020	1"	25,0	20,0
2300680	I7191300-030025	1 3/16"	30,0	25,0
2302111	I7191300-035032	1 3/8"	35,0	32,0
2300682	I7191300-045040	1 3/4"	45,0	40,0
2300684	I7191300-055050	2 1/6"	55,0	50,0
2300685	I7191300-070065	2 3/4"	70,0	65,0
2300687	I7191300-090080	3 1/2"	90,0	80,0
2300688	I7191300-110100	4 5/16"	110,0	100,0

Also available in aluminium - see industrial catalogue.

// SYMMETRIC GUILLEMIN NF E 29.572

Serrated hose shank with collar - with locking ring complete with seal - Stainless steel 316



Item Code	Product Code	Hose ID	Hose ID	Head DN
		in	mm	mm
2302440	I3191300-040040	1 9/16"	40,0	40,0
2302102	I3191300-051050	2"	51,0	50,0
2302103	I3191300-065065	2 9/16"	65,0	65,0
2300626	I3191300-076080	3"	76,0	80,0
2302441	I3191300-080080	3 1/8"	80,0	80,0
2302104	I3191300-102100	4"	102,0	100,0

Also available in aluminium - see industrial catalogue.

// SYMMETRIC GUILLEMIN NF E 29.572

Serrated hose shank with collar - with locking ring complete with seal - Bronze



Item Code	Product Code	Hose ID	Hose ID	Head DN
		in	mm	mm
2300958	I7191300-040040	1 9/16"	40,0	40,0
2300683	I7191300-051050	2"	51,0	50,0
2300938	I7191300-065065	2 9/16"	65,0	65,0
2302066	I7191300-076080	3"	76,0	80,0
2300686	I7191300-080080	3 1/8"	80,0	80,0
2302068	I7191300-102100	4"	102,0	100,0

Also available in aluminium - see industrial catalogue.

// SYMMETRIC GUILLEMIN NF E 29.572 - ADAPTER

Symmetric with/without locking ring complete with seal

BSPP Male Adapter		BSPP Female Adapter		Reducing adapter	Male plug	Handled male plug
With locking ring	Without locking ring	With locking ring	Without locking ring	With locking ring	With locking ring	Without locking ring

Material: Aluminum, Stainless steel 316, Bronze.

Thread: BSP male / female.

Size: 3/4" - 4" (DN 20mm / 100mm).

Available in industrial fitting catalogue.

Dimensions shown may be changed without prior notice

// EN 14 420-5 / DIN 2817**// EN 14 420-5 / DIN 2817****BSPP Male - EN 14 420-2 / DIN 2817 hose shank - Stainless steel 316**

Item Code	Product Code	Hose ID		Thread type	Thread
		in	mm		in
2302501	I3406100-013021	1/2"	13,0	BSPP	1/2"
2302502	I3406100-019027	3/4"	19,0	BSPP	3/4"
2302503	I3406100-025034	1"	25,0	BSPP	1"
2301771	I3406100-032042	1 1/4"	32,0	BSPP	1"1/4
2302504	I3406100-038049	1 1/2"	38,0	BSPP	1"1/2
2301772	I3406100-051060	2"	50,0	BSPP	2"
2301773	I3406100-063076	2 9/16"	65,0	BSPP	2"1/2
2301770	I3406100-076090	3"	75,0	BSPP	3"
2302505	I3406100-102114	4"	100,0	BSPP	4"

To assemble the insert, use "Safety clamps EN 14 420-3 / DIN 2817" and "Safety clamps Flexoline®".

19

INDUSTRIAL FITTINGS

// EN 14 420-5 / DIN 2817**BSPP Male - EN 14 420-2 / DIN 2817 hose shank - Brass**

Item Code	Product Code	Hose ID		Thread type	Thread
		in	mm		in
2302761	I8406100-013021	1/2"	13,0	BSPP	1/2"
2302762	I8406100-019027	3/4"	19,0	BSPP	3/4"
2301774	I8406100-025034	1"	25,0	BSPP	1"
2302763	I8406100-032042	1 1/4"	32,0	BSPP	1"1/4
2301775	I8406100-038049	1 1/2"	38,0	BSPP	1"1/2
2301776	I8406100-051060	2"	50,0	BSPP	2"
2301777	I8406100-063076	2 9/16"	65,0	BSPP	2"1/2
2301778	I8406100-076090	3"	75,0	BSPP	3"
2301779	I8406100-102114	4"	100,0	BSPP	4"

To assemble the insert, use "Safety clamps EN 14 420-3 / DIN 2817" and "Safety clamps Flexoline®".

// EN 14 420-5 / DIN 2817

BSPP Female with swivel nut - EN 14 420-2 / DIN 2817 hose shank - Stainless steel 316

Item Code	Product Code	Hose ID	Hose ID	Thread type	Thread
		in	mm		in
2302506	I3406200-013021	1/2"	13,0	BSPP	1/2"
2302507	I3406200-019027	3/4"	19,0	BSPP	3/4"
2302508	I3406200-025034	1"	25,0	BSPP	1"
2301734	I3406200-032042	1 1/4"	32,0	BSPP	1"1/4
2302509	I3406200-038049	1 1/2"	38,0	BSPP	1"1/2
2302510	I3406200-051060	2"	50,0	BSPP	2"
2302511	I3406200-063076	2 9/16"	65,0	BSPP	2"1/2
2302512	I3406200-076090	3"	75,0	BSPP	3"
2302513	I3406200-102114	4"	100,0	BSPP	4"

To assemble the insert, use "Safety clamps EN 14 420-3 / DIN 2817" and "Safety clamps Flexoline®".

// EN 14 420-5 / DIN 2817

BSPP Female with swivel nut - EN 14 420-2 / DIN 2817 hose shank - Brass

Item Code	Product Code	Hose ID	Hose ID	Thread type	Thread
		in	mm		in
2302771	I8406200-013021	1/2"	13,0	BSPP	1/2"
2302772	I8406200-019027	3/4"	19,0	BSPP	3/4"
2301598	I8406200-025034	1"	25,0	BSPP	1"
2301599	I8406200-032042	1 1/4"	32,0	BSPP	1"1/4
2301600	I8406200-038049	1 1/2"	38,0	BSPP	1"1/2
2301780	I8406200-051060	2"	50,0	BSPP	2"
2301781	I8406200-063076	2 9/16"	65,0	BSPP	2"1/2
2301782	I8406200-076090	3"	75,0	BSPP	3"
2301783	I8406200-102114	4"	100,0	BSPP	4"

To assemble the insert, use "Safety clamps EN 14 420-3 / DIN 2817" and "Safety clamps Flexoline®".

Dimensions shown may be changed without prior notice

// TANKWAGEN**// TANKWAGEN EN 14 420-6 / DIN 28 450****Type VK - Male part - BSPP Female - Stainless steel 316**

Item Code	Product Code	Thread type 1	Head DN side 1	Head DN side 1	Thread 1	Thread type 2	Head DN side 2	Head DN side 2	Thread 2
			in	mm			in	mm	
2302636	I3A9T606-050060	TW	2"	50,0	-	BSPP	2"	51,0	2"
2301815	I3A9T606-080090	TW	3 1/8"	80,0	-	BSPP	3"	76,0	3"
2305915	I3A9T606-100114	TW	4"	100,0	-	BSPP	4"	102,0	4"

// TANKWAGEN EN 14 420-6 / DIN 28 450**Type VK - Male part - BSPP Female - Brass**

Item Code	Product Code	Thread type 1	Head DN side 1	Head DN side 1	Thread 1	Thread type 2	Head DN side 2	Head DN side 2	Thread 2
			in	mm			in	mm	
2302803	I8A9T606-050060	TW	2"	50,0	-	BSPP	2"	51,0	2"
2302804	I8A9T606-080090	TW	3 1/8"	80,0	-	BSPP	3"	76,0	3"
2301395	I8A9T606-100114	TW	4"	100,0	-	BSPP	4"	102,0	4"

// TANKWAGEN EN 14 420-6 / DIN 28 450**Type MK - Female part complete with locking handle and seal - BSPP Female - Stainless steel 316**

Item Code	Product Code	Thread type 1	Head DN side 1	Head DN side 1	Thread 1	Thread type 2	Head DN side 2	Head DN side 2	Thread 2
			in	mm			in	mm	
2302638	I3A9T806-050060	TW	2"	50,0	-	BSPP	2"	51,0	2"
2302639	I3A9T806-080090	TW	3 1/8"	80,0	-	BSPP	3"	76,0	3"
2301394	I3A9T806-100114	TW	4"	100,0	-	BSPP	4"	102,0	4"

// TANKWAGEN EN 14 420-6 / DIN 28 450**Type MK - Female part complete with locking handle and seal - BSPP Female - Brass**

Item Code	Product Code	Thread type 1	Head DN side 1	Head DN side 1	Thread 1	Thread type 2	Head DN side 2	Head DN side 2	Thread 2
			in	mm			in	mm	
2302807	I8A9T806-050060	TW	2"	50,0	-	BSPP	2"	51,0	2"
2301827	I8A9T806-080090	TW	3 1/8"	80,0	-	BSPP	3"	76,0	3"
2301394	I8A9T806-100114	TW	4"	100,0	-	BSPP	4"	102,0	4"

// TANKWAGEN EN 14 420-6 / DIN 28 450**Type VB - Male plug - Stainless steel 316**

Item Code	Product Code	Thread type 1	Head DN side 1	Head DN side 1	Thread 1
			in	mm	in
2302637	I3A9T700-050	TW	2"	50,0	-
2301537	I3A9T700-080	TW	3 1/8"	80,0	-
2306089	I3A9T700-100	TW	4"	100,0	-

// TANKWAGEN EN 14 420-6 / DIN 28 450**Type VB - Male plug - Brass**

Item Code	Product Code	Thread type 1	Head DN side 1	Head DN side 1	Thread 1
			in	mm	in
2302805	I8A9T700-050	TW	2"	50,0	-
2301828	I8A9T700-080	TW	3 1/8"	80,0	-

// TANKWAGEN EN 14 420-6 / DIN 28 450**Type MB - Female Cup - Stainless steel 316**

Item Code	Product Code	Thread type 1	Head DN side 1	Head DN side 1	Thread 1
			in	mm	in
2302640	I3A9T900-050	TW	2"	50,0	-
2301538	I3A9T900-080	TW	3 1/8"	80,0	-
2302809	I3A9T900-100	TW	4"	100,0	-

// TANKWAGEN EN 14 420-6 / DIN 28 450**Type MB - Female Cup - Brass**

Item Code	Product Code	Thread type 1	Head DN side 1	Head DN side 1	Thread 1
			in	mm	in
2302808	I8A9T900-050	TW	2"	50,0	-
2301829	I8A9T900-080	TW	3 1/8"	80,0	-

Dimensions shown may be changed without prior notice

// TANKWAGEN EN 14 420-6 / DIN 28 450**Profiled Seal for type MK - NBR**

Item Code	Product Code	DN	DN
		mm	in
2302876	INJM9T-050	50	2"
2302877	INJM9T-080	80	3 1/8"
2302878	INJM9T-100	100	4"

// TANKWAGEN EN 14 420-6 / DIN 28 450**Profiled Seal for type MK - CSM**

Item Code	Product Code	DN	DN
		mm	in
2302860	IHJM9T-050	50	2"
2302861	IHJM9T-080	80	3 1/8"

// TANKWAGEN EN 14 420-6 / DIN 28 450**Profiled Seal for type MK - FKM/FPM**

Item Code	Product Code	DN	DN
		mm	in
2306843	IIJM9T-050	50	2"
2304385	IIJM9T-080	80	3 1/8"

// TANKWAGEN EN 14 420-6 / DIN 28 450**Square Seal for type MK and VK thread end - PTFE**

Item Code	Product Code	DN	DN
		mm	in
2302886	ITJ09T-050	50	2"
2302887	ITJ09T-080	80	3 1/8"

// TANKWAGEN EN 14 420-6 / DIN 28 450**Square Seal for type MK and VK thread end - Polyurethane**

Item Code	Product Code	DN	DN
		mm	in
2304383	ITJ09T-PU-050	50	2"
2304386	ITJ09T-PU-080	80	3 1/8"
2304387	ITJ09T-PU-100	100	4"

// TANKWAGEN EN 14 420-6 / DIN 28 450**Square Seal for type MB - NBR**

Item Code	Product Code	DN	DN
		mm	in
2302866	INJ09T-050	50	2"
2302867	INJ09T-080	80	3 1/8"
2302868	INJ09T-100	100	4"

// TANKWAGEN EN 14 420-6 / DIN 28 450**Square Seal for type MB - CSM**

Item Code	Product Code	DN	DN
		mm	in
2302858	IHJ09T-050	50	2"
2302859	IHJ09T-080	80	3 1/8"

Dimensions shown may be changed without prior notice

// ALFACRIMP COMBINATION NIPPLE**// ALFACRIMP COMBINATION NIPPLE****BSPT Male complete with pre-crimped ferrule - Stainless steel 316**

Item Code	Product Code	Hose ID		Thread type	Thread		Hose OD (min)	Hose OD (max)
		in	mm		in	mm	mm	
2307188	I3707M00-076090	3"	76,0	BSPT	3"		88,0	102,0
2307190	I3707M00-102114	4"	102,0	BSPT	4"		114,0	128,0
2307192	I3707M00-127140	5"	127,0	BSPT	5"		139,0	153,0
2307194	I3707M00-152165	6"	152,0	BSPT	6"		166,0	184,0

Also available in plated steel - see industrial catalogue.

25

INDUSTRIAL FITTINGS

// ALFACRIMP COMBINATION NIPPLE**NPT Male complete with pre-crimped ferrule - Stainless steel 316**

Item Code	Product Code	Hose ID		Thread type	Thread		Hose OD (min)	Hose OD (max)
		in	mm		in	mm	mm	
2307196	I3728M00-076090	3"	76,0	NPT	3"		88,0	102,0
2307198	I3728M00-102114	4"	102,0	NPT	4"		114,0	128,0
2307200	I3728M00-127140	5"	127,0	NPT	5"		139,0	153,0
2307202	I3728M00-152165	6"	152,0	NPT	6"		166,0	184,0

Also available in plated steel - see industrial catalogue.

// SMS 1145

// SMS 1145

Male - Serrated hose shank with collar - complete with seal - Stainless steel 316



Item Code	Product Code	Hose ID	Hose ID	Thread type	Thread
		in	mm		in
2301811	I389S100-025025	1"	25,0	SMS	40 x 1/6"
2301812	I389S100-038040	1 1/2"	38,0	SMS	60 x 1/6"
2301611	I389S100-051050	2"	51,0	SMS	70 x 1/6"
2301638	I389S100-063065	2 1/2"	63,0	SMS	85 x 1/6"
2301737	I389S100-076080	3"	76,0	SMS	98 x 1/6"
2302567	I389S100-102100	4"	102,0	SMS	132 x 1/6"

// SMS 1145

Female - Serrated hose shank with collar - Stainless steel 316



Item Code	Product Code	Hose ID	Hose ID	Thread type	Thread
		in	mm		in
2301612	I389S200-025025	1"	25,0	SMS	40 x 1/6"
2301813	I389S200-038040	1 1/2"	38,0	SMS	60 x 1/6"
2301276	I389S200-051050	2"	51,0	SMS	70 x 1/6"
2301637	I389S200-063065	2 1/2"	63,0	SMS	85 x 1/6"
2301814	I389S200-076080	3"	76,0	SMS	98 x 1/6"
2302568	I389S200-102100	4"	102,0	SMS	132 x 1/6"

Dimensions shown may be changed without prior notice

// DIN 11851

// DIN 11851

Male - EN 14 420-2 / DIN 2817 hose shank complete with seal - Stainless steel 316

Item Code	Product Code	Hose ID	Hose ID	Thread type	Thread
		in	mm		in
2302529	I349Q100-025025	1"	25,0	DIN11851	52 x 1/6"
2302530	I349Q100-032032	1 1/4"	32,0	DIN11851	58 x 1/6"
2302531	I349Q100-038040	1 1/2"	38,0	DIN11851	65 x 1/6"
2302532	I349Q100-051050	2"	50,0	DIN11851	78 x 1/6"
2302533	I349Q100-063065	2 9/16"	65,0	DIN11851	95 x 1/6"
2302534	I349Q100-076080	3"	75,0	DIN11851	110 x 1/4"
2302535	I349Q100-102100	4"	100,0	DIN11851	130 x 1/4"

To assemble the insert, use "Safety clamps EN 14 420-3 / DIN 2817" and "Safety clamps Flexoline®".

27

INDUSTRIAL FITTINGS

// DIN 11851

Female - EN 14 420-2 / DIN 2817 hose shank - Stainless steel 316

Item Code	Product Code	Hose ID	Hose ID	Thread type	Thread
		in	mm		in
2302536	I349Q200-025025	1"	25,0	DIN11851	52 x 1/6"
2302537	I349Q200-032032	1 1/4"	32,0	DIN11851	58 x 1/6"
2302538	I349Q200-038040	1 1/2"	38,0	DIN11851	65 x 1/6"
2302539	I349Q200-051050	2"	50,0	DIN11851	78 x 1/6"
2302540	I349Q200-063065	2 9/16"	65,0	DIN11851	95 x 1/6"
2302541	I349Q200-076080	3"	75,0	DIN11851	110 x 1/4"
2302542	I349Q200-102100	4"	100,0	DIN11851	130 x 1/4"

To assemble the insert, use "Safety clamps EN 14 420-3 / DIN 2817" and "Safety clamps Flexoline®".

// DIN 11851

Male - Serrated hose shank complete with seal - Stainless steel 316



Item Code	Product Code	Hose ID	Hose ID	Thread type	Thread
		in	mm		in
2302561	I389Q100-025025	1"	25,0	DIN11851	52 x 1/6"
2302562	I389Q100-032032	1 1/4"	32,0	DIN11851	58 x 1/6"
2302563	I389Q100-038040	1 1/2"	38,0	DIN11851	65 x 1/6"
2301713	I389Q100-051050	2"	51,0	DIN11851	78 x 1/6"
2301642	I389Q100-063065	2 1/2"	63,0	DIN11851	95 x 1/6"
2301643	I389Q100-076080	3"	76,0	DIN11851	110 x 1/4"
2302564	I389Q100-102100	4"	102,0	DIN11851	130 x 1/4"

// DIN 11851

Female with round nut - Serrated hose shank - Stainless steel 316



Item Code	Product Code	Hose ID	Hose ID	Thread type	Thread
		in	mm		in
2301816	I389Q200-025025	1"	25,0	DIN11851	52 x 1/6"
2302565	I389Q200-032032	1 1/4"	32,0	DIN11851	58 x 1/6"
2301741	I389Q200-038040	1 1/2"	38,0	DIN11851	65 x 1/6"
2301639	I389Q200-051050	2"	51,0	DIN11851	78 x 1/6"
2301640	I389Q200-063065	2 1/2"	63,0	DIN11851	95 x 1/6"
2301641	I389Q200-076080	3"	76,0	DIN11851	110 x 1/4"
2302566	I389Q200-102100	4"	102,0	DIN11851	130 x 1/4"

// HYGIENIC COUPLING - FERRULE

// I208U

Serrated ferrule - for hygienic coupling - Stainless steel 304



Item Code	Product Code	Hose ID	Hose ID	Hose OD (min)	Hose OD (max)
		in	mm	mm	mm
2307467	I208U025-033038	1"	25,0	33,0	38,0
2307466	I208U032-042046	1 1/4"	32,0	42,0	46,0
2301526	I208U040-047053	1 9/16"	40,0	47,0	53,0
2301527	I208U051-060065	2"	51,0	60,0	65,0
2301528	I208U063-074078	2 1/2"	63,0	74,0	78,0
2301529	I208U070-081086	2 3/4"	70,0	81,0	86,0
2301530	I208U076-087092	3"	76,0	87,0	92,0

For serrated ferrules in S/S316, see "I307U-RK".

Dimensions shown may be changed without prior notice

// FIXED FLANGE - EN 1092-1 PN10/16**// FIXED FLANGE - PLATE RF - PN 10/16****Serrated hose shank with pre-crimped ferrule - Stainless steel 316**

Item Code	Product Code	Hose ID	Hose ID	Thread type	Head DN	Head DN	Hose OD (min)	Hose OD (max)
		in	mm		in	mm		
2307346	I37BDW1B-076076	3"	76,0	PN16	3"	76,0	88,0	102,0
2307348	I37BDW1B-102102	4"	102,0	PN16	4"	102,0	114,0	128,0
2307350	I37BDW1B-127127	5"	127,0	PN16	5"	127,0	139,0	153,0
2307352	I37BDW1B-152152	6"	152,0	PN16	6"	152,0	166,0	184,0

Also available in plated steel - see industrial catalogue.

29

// FIXED FLANGE - PLATE RF - PN 10/16**Serrated hose shank with collar - Stainless steel 316**

Item Code	Product Code	Hose ID	Hose ID	Thread type	Head DN	Head DN
		in	mm		in	mm
2307277	I37BD61B-A00051	2"	51,0	PN16	2"	51,0

Also available in plated steel - see industrial catalogue.

To assemble the insert, use ferrule H3200TX2-320000 and H1200TX2-320000.

// FIXED FLANGE - ASME ANSI B 16.5 - ASA 150

// FIXED FLANGE - SLIP ON RF - ASA 150

Serrated hose shank with pre-crimped ferrule - Stainless steel 316



Item Code	Product Code	Hose ID		Thread type	Head DN		Hose OD (min)	Hose OD (max)
		in	mm		in	mm		
2307330	I37BEW7B-076076	3"	76,0	ASA150	3"	76,0	88,0	102,0
2307332	I37BEW7B-102102	4"	102,0	ASA150	4"	102,0	114,0	128,0
2307334	I37BEW7B-127127	5"	127,0	ASA150	5"	127,0	139,0	153,0
2307336	I37BEW7B-152152	6"	152,0	ASA150	6"	152,0	166,0	184,0

Also available in plated steel - see industrial catalogue.

// FIXED FLANGE - SLIP ON RF - ASA 150

Serrated hose shank with collar - Stainless steel 316



Item Code	Product Code	Hose ID		Thread type	Head DN	
		in	mm		in	mm
2307255	I37BE67B-A00051	2"	51,0	ASA150	2"	51,0

Also available in plated steel - see industrial catalogue.

To assemble the insert, use ferrule H3200TX2-320000 and H1200TX2-320000.

Dimensions shown may be changed without prior notice

// SWIVEL FLANGE - EN 1092-1 PN10/16**// SWIVEL FLANGE - PLATE FF - PN 10/16****Serrated hose shank with pre-crimped ferrule - Stainless steel 316**

Item Code	Product Code	Hose ID	Hose ID	Thread type	Head DN	Head DN	Hose OD (min)	Hose OD (max)
		in	mm		in	mm		
2307354	I37BDT2A-076076	3"	76,0	PN16	3"	76,0	88,0	102,0
2307356	I37BDT2A-102102	4"	102,0	PN16	4"	102,0	114,0	128,0
2307358	I37BDT2A-127127	5"	127,0	PN16	5"	127,0	139,0	153,0
2307360	I37BDT2A-152152	6"	152,0	PN16	6"	152,0	166,0	184,0

Also available in plated steel - see industrial catalogue.

// SWIVEL FLANGE - PLATE FF - PN 10/16**Serrated hose shank with collar - Stainless steel 316**

Item Code	Product Code	Hose ID	Hose ID	Thread type	Head DN	Head DN
		in	mm		in	mm
2307288	I37BD72A-A00051	2"	51,0	PN16	2"	51,0

Also available in plated steel - see industrial catalogue.

To assemble the insert, use ferrule H3200TX2-320000 and H1200TX2-320000.

// SWIVEL FLANGE - PLATE FF - PN 10/16**EN 14 420-2 / DIN 2817 hose shank - Stainless steel 316**

Item Code	Product Code	Hose ID	Hose ID	Thread type	Head DN	Head DN
		in	mm		in	mm
2304871	I34BD74A-025025	1"	25,0	PN16	1"	25,0
2304870	I34BD74A-038038	1 1/2"	38,0	PN16	1 1/2"	40,0
2302543	I34BD74A-051051	2"	50,0	PN16	2"	50,0
2304872	I34BD74A-063063	2 1/2"	63,0	PN16	2 1/2"	65,0
2302544	I34BD74A-076076	3"	76,0	PN16	3"	75,0
2302010	I34BD74A-102102	4"	102,0	PN16	4"	100,0
2304873	I34BD74A-152152	6"	150,0	PN16	6"	150,0

Also available in plated steel - see industrial catalogue.

To assemble the insert, use "Safety clamps EN 14 420-3 / DIN 2817" and "Safety clamps Flexoline®".

// SWIVEL FLANGE - ASME ANSI B 16.5 - ASA 150

// SWIVEL FLANGE - LAP JOINT FF - ASA 150

Serrated hose shank with pre-crimped ferrule - Stainless steel 316



Item Code	Product Code	Hose ID		Thread type	Head DN		Hose OD (min)	Hose OD (max)
		in	mm		in	mm		
2307338	I37BET9A-076076	3"	76,0	ASA150	3"	76,0	88,0	102,0
2307340	I37BET9A-102102	4"	102,0	ASA150	4"	102,0	114,0	128,0
2307342	I37BET9A-127127	5"	127,0	ASA150	5"	127,0	139,0	153,0
2307344	I37BET9A-152152	6"	152,0	ASA150	6"	152,0	166,0	184,0

Also available in plated steel - see industrial catalogue.

// SWIVEL FLANGE - LAP JOINT FF - ASA 150

Serrated hose shank with collar - Stainless steel 316



Item Code	Product Code	Hose ID		Thread type	Head DN	
		in	mm		in	mm
2307266	I37BE79A-A00051	2"	51,0	ASA150	2"	51,0

Also available in plated steel - see industrial catalogue.

To assemble the insert, use ferrule H3200TX2-320000 and H1200TX2-320000.

Dimensions shown may be changed without prior notice

// EAR PINCH CLAMP**// EAR PINCH ON CLAMP****Clamp - 1-ear with inner ring - W4 (Stainless steel 304)**

Item Code	Product Code	Hose OD (min)	Hose OD (max)	Clamp Width
		mm	mm	mm
2304911	I2LP1ER-00807	7,0	8,5	7,4
2304306	I2LP1ER-00907A	8,0	9,5	7,4
2306028	I2LP1ER-01207	10,3	12,3	7,4
2306030	I2LP1ER-01308	11,1	13,1	8,2
2304918	I2LP1ER-01408	12,3	14,3	8,2
2306031	I2LP1ER-01408A	12,8	14,8	8,2
2304310	I2LP1ER-01608	13,9	16,1	8,2
2304311	I2LP1ER-01608A	14,6	16,8	8,2
2305292	I2LP1ER-01708	15,6	17,8	8,2
2306033	I2LP1ER-02109	17,1	20,0	9,2

Also available in W1 (plated steel) - see industrial catalogue.

// EAR PINCH ON CLAMP**Clamp - 2-ears - W4 (Stainless steel 304)**

Item Code	Product Code	Hose OD (min)	Hose OD (max)	Clamp Width
		mm	mm	mm
2304924	I2LP2E-00907	7,0	9,0	7,0
2304288	I2LP2E-01107	9,0	11,0	7,0
2304908	I2LP2E-01307	11,0	13,0	7,0
2304291	I2LP2E-01507	13,0	15,0	7,5
2305998	I2LP2E-01808	15,0	18,0	8,0
2305999	I2LP2E-02008	17,0	20,0	8,5
2306001	I2LP2E-02309	20,0	23,0	9,0
2306003	I2LP2E-02710	23,0	27,0	10,0
2304922	I2LP2E-03110	27,0	31,0	10,0
2306005	I2LP2E-03410	31,0	34,0	10,0
2306006	I2LP2E-03710	34,0	37,0	10,0

Also available in W1 (plated steel) - see industrial catalogue.

// BAND-IT SYSTEM

// BAND-IT SYSTEM

Banding tool - Plated steel



Item Code	Product Code
2300912	I0LLT0

// BAND-IT SYSTEM

Banding bands - Stainless steel 304



Item Code	Product Code	Clamp Width	Band Length
		mm	m
2302154	I2LLF0-013	12,7	30,000
2302155	I2LLF0-019	19,0	30,000

// BAND-IT SYSTEM

Banding buckles - Stainless steel 304



Item Code	Product Code	Clamp Width	Band Length
		mm	m
2302157	I2LLB0-013	12,7	-
2302156	I2LLB0-019	19,0	-

Box = 100 pieces

Dimensions shown may be changed without prior notice

// WORM GEAR CLAMP

// WORM GEAR CLAMP

Clamp - 1 bolt - DIN 3017 - W5 (Stainless steel 316)

Item Code	Product Code	Hose OD (min)	Hose OD (max)	Clamp Width
		mm	mm	mm
2304181	I3LP1AD-01609	8,0	16,0	9,0
2304182	I3LP1AD-02209	12,0	22,0	9,0
2304030	I3LP1AD-02712	16,0	27,0	12,0
2304032	I3LP1AD-03212	20,0	32,0	12,0
2304033	I3LP1AD-04012	25,0	40,0	12,0
2304034	I3LP1AD-04512	30,0	45,0	12,0
2304035	I3LP1AD-05012	32,0	50,0	12,0
2304036	I3LP1AD-06012	40,0	60,0	12,0
2304037	I3LP1AD-07012	50,0	70,0	12,0
2304038	I3LP1AD-08012	60,0	80,0	12,0
2304039	I3LP1AD-09012	70,0	90,0	12,0
2304040	I3LP1AD-10012	80,0	100,0	12,0
2304041	I3LP1AD-11012	90,0	110,0	12,0
2304042	I3LP1AD-13012	110,0	130,0	12,0
2304043	I3LP1AD-16012	140,0	160,0	12,0
2304044	I3LP1AD-18012	160,0	180,0	12,0
2304045	I3LP1AD-20012	180,0	200,0	12,0
2304046	I3LP1AD-22012	200,0	220,0	12,0
2304047	I3LP1AD-24012	220,0	240,0	12,0

Also available in W1 (plated steel) - see industrial catalogue.

// SUPERCLAMP

// SUPERCLAMP

Clamp - 1 bolt - W4 (Stainless steel 304)

Item Code	Product Code	Hose OD (min)	Hose OD (max)	Clamp Width
		mm	mm	mm
2303165	I2LP10-01918	17,0	19,0	18,0
2303166	I2LP10-02218	20,0	22,0	18,0
2303167	I2LP10-02518	23,0	25,0	18,0
2303168	I2LP10-02818	26,0	28,0	18,0
2302402	I2LP10-03121	29,0	31,0	21,0
2302049	I2LP10-03521	32,0	35,0	21,0
2301826	I2LP10-03921	36,0	39,0	21,0
2301760	I2LP10-04321	40,0	43,0	21,0
2302403	I2LP10-04721	44,0	47,0	21,0
2302050	I2LP10-05121	48,0	51,0	21,0
2301761	I2LP10-05521	52,0	55,0	21,0
2301762	I2LP10-05921	56,0	59,0	21,0
2301763	I2LP10-06321	60,0	63,0	21,0
2302404	I2LP10-06721	64,0	67,0	21,0
2302405	I2LP10-07324	68,0	73,0	24,0
2302234	I2LP10-07924	74,0	79,0	24,0
2302406	I2LP10-08524	80,0	85,0	24,0
2302051	I2LP10-09124	86,0	91,0	24,0
2302407	I2LP10-09724	92,0	97,0	24,0
2302408	I2LP10-10324	98,0	103,0	24,0
2302409	I2LP10-11224	104,0	112,0	24,0
2302411	I2LP10-12124	113,0	121,0	24,0
2302412	I2LP10-13026	122,0	130,0	26,0
2302413	I2LP10-13926	131,0	139,0	26,0
2302414	I2LP10-14826	140,0	148,0	26,0
2302415	I2LP10-16126	149,0	161,0	26,0
2302416	I2LP10-17426	162,0	174,0	26,0

Also available in W1 (plated steel) - see industrial catalogue.

// PW-CLAMP

// PW-CLAMP

Clamp - 1 bolt - W5 (Stainless steel 316)



Item Code	Product Code	Hose OD (min)	Hose OD (max)	Clamp Width
		mm	mm	mm
2304098	I3LP1PW-03520	31,0	35,0	20,0
2304099	I3LP1PW-04020	35,0	40,0	20,0
2304100	I3LP1PW-04520	40,0	45,0	20,0
2304761	I3LP1PW-04720	43,0	47,0	20,0
2304101	I3LP1PW-05020	44,0	50,0	20,0
2304102	I3LP1PW-05520	49,0	55,0	20,0
2304767	I3LP1PW-06020	55,0	60,0	20,0

Also available in W1 (plated steel) - see industrial catalogue.

// PW-CLAMP

Clamp - 2 bolts - W5 (Stainless steel 316)



Item Code	Product Code	Hose OD (min)	Hose OD (max)	Clamp Width
		mm	mm	mm
2304107	I3LP2PW-05020	40,0	50,0	20,0
2304109	I3LP2PW-06020	50,0	60,0	20,0
2304110	I3LP2PW-06520	55,0	65,0	20,0
2304111	I3LP2PW-07020	60,0	70,0	20,0
2304112	I3LP2PW-07520	65,0	75,0	20,0
2304113	I3LP2PW-08020	70,0	80,0	20,0
2304114	I3LP2PW-08520	75,0	85,0	20,0
2304115	I3LP2PW-09020	80,0	90,0	20,0
2304116	I3LP2PW-09520	85,0	95,0	20,0
2304117	I3LP2PW-10025	90,0	100,0	25,0
2304118	I3LP2PW-10525	95,0	105,0	25,0
2304119	I3LP2PW-11025	100,0	110,0	25,0
2304120	I3LP2PW-11525	105,0	115,0	25,0
2304121	I3LP2PW-12025	110,0	120,0	25,0
2304122	I3LP2PW-12525	115,0	125,0	25,0
2304123	I3LP2PW-13025	120,0	130,0	25,0
2304124	I3LP2PW-13525	125,0	135,0	25,0
2304125	I3LP2PW-14025	130,0	140,0	25,0
2304126	I3LP2PW-15025	140,0	150,0	25,0
2304128	I3LP2PW-16025	150,0	160,0	25,0
2304130	I3LP2PW-17025	160,0	170,0	25,0
2304131	I3LP2PW-18025	170,0	180,0	25,0
2304772	I3LP2PW-19025	180,0	190,0	25,0
2304344	I3LP2PW-20025	190,0	200,0	25,0
2304132	I3LP2PW-21025	200,0	210,0	25,0
2304133	I3LP2PW-22025	210,0	220,0	25,0
2304134	I3LP2PW-23025	220,0	230,0	25,0

Also available in W1 (plated steel) - see industrial catalogue.

Dimensions shown may be changed without prior notice

// SAFETY CLAMP EN 14 420-3 / DIN 2817**// SAFETY CLAMPS EN 14 420-3 / DIN 2817****Safety clamps - Aluminium**

Item Code	Product Code	Hose ID	Hose ID	Hose OD (min)	Hose OD (max)
		in	mm	mm	mm
2302729	I5LG4D-013023	1/2"	13,0	22,0	24,0
2302730	I5LG4D-019031	3/4"	19,0	30,0	33,0
2302731	I5LG4D-025037	1"	25,0	36,0	39,0
2302015	I5LG4D-032044	1 1/4"	32,0	43,0	46,0
2302016	I5LG4D-038051	1 1/2"	38,0	50,0	52,0
2304819	I5LG4D-038055	1 1/2"	38,0	53,0	56,0
2304095	I5LG4D-051069	2"	50,0	69,0	71,0
2302017	I5LG4D-051066	2"	51,0	64,0	67,0
2301675	I5LG4D-063080	2 1/2"	63,0	78,0	82,0
2302018	I5LG4D-076091	3"	76,0	89,0	93,0
2302732	I5LG4D-080096	3"	76,0	94,0	97,0
2304096	I5LG4D-076099	3"	76,0	98,0	101,0
2302019	I5LG4D-102117	4"	102,0	114,0	119,0
2304097	I5LG4D-100120	4"	102,0	118,0	122,0
2302233	I5LG4D-127146	5"	127,0	143,0	148,0
2302020	I5LG4D-152171	6"	152,0	168,0	174,0
2302021	I5LG4D-203226	8"	203,0	222,0	229,0

// SAFETY CLAMPS EN 14 420-3 / DIN 2817**Safety clamps - Stainless steel 316**

Item Code	Product Code	Hose ID	Hose ID	Hose OD (min)	Hose OD (max)
		in	mm	mm	mm
2304094	I3LG4D-019031	3/4"	19,0	30,0	33,0
2302660	I3LG4D-025037	1"	25,0	36,0	39,0
2302022	I3LG4D-032044	1 1/4"	32,0	43,0	46,0
2302023	I3LG4D-038051	1 1/2"	38,0	50,0	52,0
2302024	I3LG4D-051066	2"	51,0	64,0	67,0
2301676	I3LG4D-063080	2 1/2"	63,0	78,0	82,0
2301759	I3LG4D-076091	3"	76,0	89,0	93,0
2302025	I3LG4D-102117	4"	102,0	114,0	119,0

// SAFETY CLAMPS Flexoline®**// SAFETY CLAMPS Flexoline®****Safety clamps - Aluminium**

Item Code	Product Code	Hose ID	Hose ID	Hose OD (min)	Hose OD (max)
		in	mm	mm	mm
2306570	I5LG4N-025035	1"	25,0	34,0	36,0
2307051	I5LG4N-032042	1 1/4"	32,0	41,0	43,0
2307052	I5LG4N-038048	1 1/2"	38,0	47,0	49,0
2304822	I5LG4N-051060	2"	51,0	59,0	61,0
2304823	I5LG4N-063075	2 1/2"	63,0	74,0	76,0
2304824	I5LG4N-076087	3"	76,0	86,0	88,0
2305871	I5LG4N-102114	4"	102,0	112,0	114,0

To be used with thin-wall hoses for which "Safety clamps EN 14 420-3 / DIN 2817" are too big and not suitable.

// SMOOTH FERRULE**// I505C5****Smooth ferrule - Aluminium**

Item Code	Product Code	Hose ID	Hose ID	Hose OD (min)	Hose OD (max)
		in	mm	mm	mm
2300891	I505C5-040	1 9/16"	40,0	46,0	54,0
2301751	I505C5-050	2"	50,0	61,0	64,0
2300099	I505C5-065	2 9/16"	65,0	73,0	81,0
2300917	I505C5-080	3 1/8"	80,0	86,0	94,0
2300892	I505C5-100	4"	100,0	112,0	120,0

// I205C5**Smooth ferrule - Stainless steel 304**

Item Code	Product Code	Hose ID	Hose ID	Hose OD (min)	Hose OD (max)
		in	mm	mm	mm
2300847	I205C5-020	3/4"	19,0	27,0	33,0
2300848	I205C5-025	1"	25,0	33,0	39,0
2300849	I205C5-032	1 1/4"	32,0	40,0	48,0
2300850	I205C5-040	1 9/16"	40,0	46,0	54,0
2300851	I205C5-050	2"	50,0	61,0	65,0
2300852	I205C5-065	2 9/16"	65,0	73,0	81,0
2300853	I205C5-080	3 1/8"	80,0	86,0	94,0
2300854	I205C5-100	4"	100,0	112,0	118,0

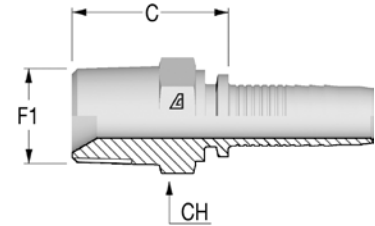
// SERRATED FERRULE**// I307U-RK****Serrated ferrule - Stainless steel 316**

Item Code	Product Code	Hose ID	Hose ID	Hose OD (min)	Hose OD (max)
		in	mm	mm	mm
2303961	I307U038-049053	1 1/2"	38,0	49,0	53,0
2303962	I307U051-064067	2"	51,0	64,0	67,0
2303963	I307U051-068074	2"	51,0	68,0	74,0
2304503	I307U063-079082	2 1/2"	63,0	79,0	82,0
2303964	I307U063-087091	2 1/2"	63,0	87,0	91,0
2304504	I307U076-089092	3"	76,0	88,5	92,5
2303965	I307U076-099000	3"	76,0	95,0	101,0
2304556	I307U102-117122	4"	102,0	117,0	122,0
2303966	I307U102-128135	4"	102,0	128,0	135,0

Dimensions shown may be changed without prior notice

// HYDRAULIC FITTINGS

// H1210710

BSPT Male
AGR K

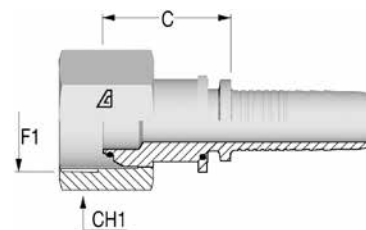
Item Code	Tail/Head Dash	Nut Type	ID		F1		F1	C	CH
			Dash	mm	in	Dash Size			
1200456	-0302	NA	03	5,0	3/16"	02	1/8-28	20,8	12,0
1200491	-0402	NA	04	6,0	1/4"	02	1/8-28	21,3	12,0
1200490	-0404	NA	04	6,0	1/4"	04	1/4-19	26,8	17,0
1200492	-0406	NA	04	6,0	1/4"	06	3/8-19	27,8	19,0
1200532	-0504	NA	05	8,0	5/16"	04	1/4-19	26,8	17,0
1200533	-0506	NA	05	8,0	5/16"	06	3/8-19	27,8	19,0
1200328	-0604	NA	06	10,0	3/8"	04	1/4-19	26,8	17,0
1200329	-0606	NA	06	10,0	3/8"	06	3/8-19	27,8	19,0
1200327	-0608	NA	06	10,0	3/8"	08	1/2-14	32,3	22,0
1200373	-0806	NA	08	13,0	1/2"	06	3/8-19	28,6	19,0
1200371	-0808	NA	08	13,0	1/2"	08	1/2-14	33,1	22,0
1200410	-1012	NA	10	16,0	5/8"	12	3/4-14	34,1	27,0
1200440	-1212	NA	12	19,0	3/4"	12	3/4-14	34,6	27,0
1200439	-1216	NA	12	19,0	3/4"	16	1-11	43,6	36,0
1201365	-1612	NA	16	25,0	1"	12	3/4-14	37,4	32,0
1201361	-1616	NA	16	25,0	1"	16	1-11	44,4	36,0
1201363	-2020	NA	20	32,0	1 1/4"	20	1 1/4-11	49,0	46,0
1201364	-2424	NA	24	38,0	1 1/2"	24	1 1/2-11	50,5	50,0
1201360	-3232	NA	32	51,0	2"	32	2-11	54,2	65,0

Also available in stainless steel - H3210710.

Other termination types available in hydraulic catalogue.

// H1220813

**BSPF Female 60° Cone with O-Ring
DKOR**



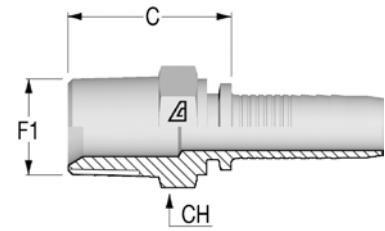
Item Code	Tail/Head	Nut Type	ID		F1		C	CH1
	Dash		Dash	mm	in	Dash Size		
1200606	-0302	CR	03	5,0	3/16"	02	14,3	14,0
1202325	-0304	SN	03	5,0	3/16"	04	20,3	19,0
1201066	-0402	CR	04	6,0	1/4"	02	14,7	14,0
1202326	-0404	SN	04	6,0	1/4"	04	20,8	19,0
1202327	-0406	SN	04	6,0	1/4"	06	23,3	22,0
1202328	-0504	CR	05	8,0	5/16"	04	17,3	19,0
1202329	-0506	SN	05	8,0	5/16"	06	23,3	22,0
1202330	-0604	CR	06	10,0	3/8"	04	17,3	19,0
1202331	-0606	SN	06	10,0	3/8"	06	23,3	22,0
1202332	-0608	SN	06	10,0	3/8"	08	24,3	27,0
1202571	-0806	CR	08	13,0	1/2"	06	18,6	22,0
1202333	-0808	SN	08	13,0	1/2"	08	25,1	27,0
1202334	-0810	SN	08	13,0	1/2"	10	28,4	27,0
1202335	-0812	SN	08	13,0	1/2"	12	29,0	32,0
1202457	-1010	CR	10	16,0	5/8"	10	17,1	27,0
1202336	-1012	SN	10	16,0	5/8"	12	29,0	32,0
1202462	-1212	CR	12	19,0	3/4"	12	23,9	32,0
1202337	-1216	SN	12	19,0	3/4"	16	34,0	38,0
1202455	-1616	CR	16	25,0	1"	16	23,9	38,0
1202338	-1620	SN	16	25,0	1"	20	39,4	50,0
1202458	-2020	TN	20	32,0	1 1/4"	20	32,0	50,0
1202339	-2024	SN	20	32,0	1 1/4"	24	41,9	55,0
1202463	-2424	TN	24	38,0	1 1/2"	24	33,8	55,0
1202340	-2432	SN	24	38,0	1 1/2"	32	47,0	70,0
1202014	-3232	TN	32	51,0	2"	32	34,0	70,0

Also available in stainless steel - **H3220813**.

Other termination types available in hydraulic catalogue.

Dimensions shown may be changed without prior notice

// H1212810

NPTF Male 60° Seat
AGN

Item Code	Tail/Head	Nut Type	ID			F1		C	CH
	Dash		Dash	mm	in	Dash Size	F1		
1200448	-0302	NA	03	5,0	3/16"	02	1/8-27	20,8	12,0
1200466	-0402	NA	04	6,0	1/4"	02	1/8-27	21,3	14,0
1228235	-0404	NA	04	6,0	1/4"	04	1/4-18	26,8	14,3
1200467	-0406	NA	04	6,0	1/4"	06	3/8-18	27,8	19,0
1203150	-0408	NA	04	6,0	1/4"	08	1/2-14	31,3	22,0
1200511	-0504	NA	05	8,0	5/16"	04	1/4-18	26,8	17,0
1200512	-0506	NA	05	8,0	5/16"	06	3/8-18	27,8	19,0
1200307	-0604	NA	06	10,0	3/8"	04	1/4-18	26,8	17,0
1200308	-0606	NA	06	10,0	3/8"	06	3/8-18	27,8	19,0
1200306	-0608	NA	06	10,0	3/8"	08	1/2-14	31,3	22,0
1200345	-0806	NA	08	13,0	1/2"	06	3/8-18	28,6	19,0
1200343	-0808	NA	08	13,0	1/2"	08	1/2-14	32,1	22,0
1200344	-0812	NA	08	13,0	1/2"	12	3/4-14	34,1	27,0
1200387	-1008	NA	10	16,0	5/8"	08	1/2-14	33,1	24,0
1200388	-1012	NA	10	16,0	5/8"	12	3/4-14	34,1	27,0
1203149	-1208	NA	12	19,0	3/4"	08	1/2-14	33,6	27,0
1200421	-1212	NA	12	19,0	3/4"	12	3/4-14	34,6	27,0
1200420	-1216	NA	12	19,0	3/4"	16	1-11 1/2	43,6	36,0
1216610	-1416	NA	14	22,0	7/8"	16	1-11 1/2	43,6	36,0
1202282	-1612	NA	16	25,0	1"	12	3/4-14	39,4	36,0
1201366	-1616	NA	16	25,0	1"	16	1-11 1/2	44,4	36,0
1201367	-1620	NA	16	25,0	1"	20	1 1/4-11 1/2	47,4	46,0
1201368	-2020	NA	20	32,0	1 1/4"	20	1 1/4-11 1/2	49,0	46,0
1216612	-2224	NA	-	35,0	1 3/8"	24	1 1/2-11 1/2	50,5	50,0
1201369	-2424	NA	24	38,0	1 1/2"	24	1 1/2-11 1/2	50,5	50,0
1216613	-2932	NA	29	46,0	1 13/16"	32	2-11 1/2	54,2	65,0
1201370	-3232	NA	32	51,0	2"	32	2-11 1/2	54,2	65,0

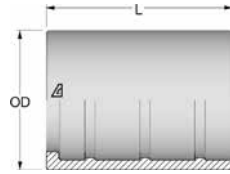
Also available in stainless steel - H3212810.

Other termination types available in hydraulic catalogue.

// HYDRAULIC FERRULE

// H1200TX2

No-skive Ferrule



Item Code	Dash	ID		B	L
		mm	in		
1236581	03	5,0	3/16"	21,0	21,5
1236582	04	6,0	1/4"	23,0	24,7
1236583	05	8,0	5/16"	25,0	24,7
1236584	06	10,0	3/8"	27,0	29,7
1236585	08	13,0	1/2"	30,0	30,5
1236586	10	16,0	5/8"	34,0	35,5
1236587	12	19,0	3/4"	38,0	36,0
1236588	16	25,0	1"	48,0	42,5
1236589	20	31,0	1 1/4"	53,0	56,5
1236590	24	38,0	1 1/2"	60,0	61,5
1236591	32	51,0	2"	76,0	73,5
1236592	40	63,0	2 1/2"	89,0	85,0

Also available in stainless steel - H3200TX2.

// COMPOSITE HOSE

- Polypropylene or PTFE tube to ensure high chemical resistance to aggressive fluids
- EN 13765 fully compliant range
 - // 4:1 safety factor (5:1 for dock applications)
 - // Flame resistance: 3 minutes exposure to naked flame
 - // Electrical continuous hose assemblies
- BS 5842 range available on request
- Hose assembled by ALFAGOMMA France certified by DREAL according to TMD decree
- Hose assembled by ALFAGOMMA France certified ATEX (94/9/EC)





// HOSE & RECOMMENDED FITTING TABLE

COMPOSITE HOSE











Hose	Tube	Inner Wire	Outer Wire	WP / BP (bar)	ID Range (mm)	Standard
ALFACHEM 10 PG - 5J551 	PP	PP	CS	10 / 40	25-100	EN 13765 Type 2
ALFACHEM 10 PS - 5J553 	PP	PP	SS	10 / 40	50-100	EN 13765 Type 2
ALFACHEM 10 SS - 5J533 	PP	SS	SS	10 / 40	50-100	EN 13765 Type 2
ALFACHEM 14 PG - 5N551 	PP	PP	CS	14 / 56	50-100	EN 13765 Type 3
ALFACHEM PTFE 14 SS - 5N333 	PTFE	SS	SS	14 / 56	25-100	EN 13765 Type 3

HOSE SUPPLIED EQUIPPED WITH END FITTINGS

ALFADOCK PP - 5N551 	PP	PP	CS	14 / 70 10 / 50	150-200 250	EN 13765
ALFADOCK PTFE SG - 5N331 	PTFE	SS	CS	14 / 70 10 / 50	150-200 250-300	EN 13765

CS= carbon steel
 PP = polypropylene
 PTFE = polytetra-flouroethylene
 SS = stainless steel

Dimensions shown may be changed without prior notice

		COMPOSITE HOSE FITTINGS		
		Helical hose shank for composite hose		
Flame Resistant	Temperature Range (°C)	Combination nipple	Symmetric Guillemin NF E 29.572	Flange PN10/16 ASA150
				
	-30 +80	●	●	●
	-30 +80	●	●	●
	-30 +80	●	●	●
	-30 +80	●	●	●
	-30 +115	●	●	●
	-30 +80	●		●
	-30 +100	●		●

// COMPOSITE HOSE

// ALFACHEM 10 PG - 5J551



Acid-chemical S&D 10 bar (150 psi) - Standard duty EN 13765 Type 2

Inner wire: polypropylene coated steel wire.

Tube: polypropylene film.

Cover: grey PVC coated fabric with longitudinal white stripe.

Outer wire: galvanised steel wire.

Application: acid and chemical suction and delivery. Specially designed for tank truck applications.

Constant operation: -30 °C +80 °C (-22 °F +176 °F)

Electrical Conductivity: ensured by the 2 wires in contact with fittings.

Electrical resistance: ≤ 2.5 Ohm/mt up to DN 50mm (2");
≤ 1 Ohm/mt over DN 50mm (2").

↔		↔		↻		↻		↷		⚖		
mm	in	mm	in	bar	psi	bar	psi	mm	in	%	kg/m	lb/ft
25	1"	37	1,46	10	150	40	600	100	4,00	90	1,070	0,72
32	1 1/4"	44	1,73	10	150	40	600	125	5,00	90	1,170	0,79
40	1 1/2"	52	2,05	10	150	40	600	140	5,50	90	1,360	0,91
50	2"	62	2,44	10	150	40	600	150	6,00	90	1,640	1,10
65	2 1/2"	77	3,03	10	150	40	600	175	7,00	90	2,300	1,55
80	3"	92	3,62	10	150	40	600	250	10,00	90	2,690	1,81
100	4"	121	4,76	10	150	40	600	350	14,00	90	4,630	3,11

// ALFACHEM 10 PS - 5J553



Acid-chemical S&D 10 bar (150 psi) - Standard duty EN 13765 Type 2

Inner wire: polypropylene coated steel wire.

Tube: polypropylene film.

Cover: grey PVC coated fabric with longitudinal white stripe.

Outer wire: stainless steel wire.

Application: acid and chemical suction and delivery. Specially designed for tank truck applications.

Constant operation: -30 °C +80 °C (-22 °F +176 °F)

Electrical Conductivity: ensured by the 2 wires in contact with fittings.

Electrical resistance: ≤ 2.5 Ohm/mt up to DN 50mm (2");
≤ 1 Ohm/mt over DN 50mm (2").

↔		↔		↻		↻		↷		⚖		
mm	in	mm	in	bar	psi	bar	psi	mm	in	%	kg/m	lb/ft
50	2"	62	2,44	10	150	40	600	150	6,00	90	1,640	1,10
65	2 1/2"	77	3,03	10	150	40	600	175	7,00	90	2,300	1,55
80	3"	92	3,62	10	150	40	600	250	10,00	90	2,690	1,81
100	4"	122	4,80	10	150	40	600	350	14,00	90	5,360	3,60

Dimensions shown may be changed without prior notice

// ALFACHEM 10 SS - 5J533**Tank cleaning 10 bar (150 psi)
EN 13765 Type 2****Inner wire:** stainless steel wire.**Tube:** polypropylene film.**Cover:** grey PVC coated fabric with longitudinal white stripe.**Outer wire:** stainless steel wire.**Application:** tank cleaning.**Constant operation:** -30 °C +80 °C (-22 °F +176 °F)**Electrical Conductivity:** ensured by the 2 wires in contact with fittings.**Electrical resistance:** ≤ 2.5 Ohm/mt up to DN 50mm (2");
≤ 1 Ohm/mt over DN 50mm (2").

↔		↔		↻		↻		⌒		⚠	⚖	
mm	in	mm	in	bar	psi	bar	psi	mm	in	%	kg/m	lb/ft
50	2"	62	2,44	10	150	40	600	150	6,00	90	1,900	1,28
65	2 1/2"	77	3,03	10	150	40	600	175	7,00	90	2,180	1,47
80	3"	92	3,62	10	150	40	600	250	10,00	90	2,550	1,71
100	4"	117	4,61	10	150	40	600	350	14,00	90	3,720	2,50

// ALFACHEM 14 PG - 5N551



**Acid-chemical S&D 14 bar (200 psi) - Heavy duty
EN 13765 Type 3**

Inner wire: polypropylene coated steel wire.
Tube: polypropylene film.
Cover: grey PVC coated fabric with longitudinal white stripe.
Outer wire: galvanised steel wire.
Application: acid and chemical suction and delivery. Specially designed for tank truck applications.
Constant operation: -30 °C +80 °C (-22 °F +176 °F)
Electrical Conductivity: ensured by the 2 wires in contact with fittings.
Electrical resistance: ≤ 2.5 Ohm/mt up to DN 50mm (2");
 ≤ 1 Ohm/mt over DN 50mm (2").

↔		↔		↙		↘		↗		⌋		
mm	in	mm	in	bar	psi	bar	psi	mm	in	%	kg/m	lb/ft
50	2"	63	2,48	14	200	56	800	150	6,00	90	1,700	1,14
80	3"	94	3,70	14	200	56	800	250	10,00	90	3,170	2,13
100	4"	122	4,80	14	200	56	800	350	14,00	90	5,610	3,77

// ALFACHEM PTFE 14 SS - 5N333



**Acid-chemical S&D 14 bar (200 psi) - Heavy duty - PTFE
EN 13765 Type 3**

Inner wire: stainless steel wire.
Tube: PTFE film.
Cover: red PVC coated fabric with longitudinal white stripe.
Outer wire: stainless steel wire.
Application: acid, chemical, fuel and solvents suction and delivery. Specially designed for long service life in heavy duty applications where high temperature resistance is required.
Constant operation: -30 °C +115 °C (-22 °F +239 °F)
Electrical Conductivity: ensured by the 2 wires in contact with fittings.
Electrical resistance: ≤ 2.5 Ohm/mt up to DN 50mm (2");
 ≤ 1 Ohm/mt over DN 50mm (2").

↔		↔		↙		↘		↗		⌋		
mm	in	mm	in	bar	psi	bar	psi	mm	in	%	kg/m	lb/ft
25	1"	37	1,46	14	200	56	800	100	4,00	90	1,410	0,95
40	1 1/2"	53	2,09	14	200	56	800	140	5,50	90	1,640	1,10
50	2"	63	2,48	14	200	56	800	150	6,00	90	1,990	1,34
65	2 1/2"	78	3,07	14	200	56	800	175	7,00	90	2,600	1,75
80	3"	94	3,70	14	200	56	800	250	10,00	90	3,560	2,39
100	4"	122	4,80	14	200	56	800	350	14,00	90	6,210	4,17

Dimensions shown may be changed without prior notice

// ALFADOCK PP - 5N551 EN**Acid-chemical S&D - Heavy duty
EN 13765****Inner wire:** polypropylene coated steel wire.**Tube:** polypropylene film.**Cover:** black PVC coated fabric with longitudinal white stripe.**Outer wire:** galvanized steel wire.**Application:** acid and chemical suction and delivery to/from tankers and bunkering vessels.**Constant operation:** -30 °C +80 °C (-22 °F +176 °F)**Electrical Conductivity:** ensured by the 2 wires in contact with fittings.**Electrical resistance:** ≤ 1 Ohm/mt**HOSE SUPPLIED EQUIPPED WITH END FITTINGS**

↔		↔		↻		↻		⌒		%		Ⓜ	
mm	in	mm	in	bar	psi	bar	psi	mm	in	%	kg/m	lb/ft	
150	6"			14	200	70	1000	575	23,00	90	12,400	8,33	
200	8"			14	200	70	1000	800	32,00	90	21,800	14,65	
250	10"			10	150	50	750	1000	40,00	90	26,700	17,94	

// ALFADOCK PTFE SG - 5N331 EN**Acid-chemical S&D - Heavy duty - PTFE
EN 13765****Inner wire:** stainless steel 316 wire.**Tube:** PTFE film.**Cover:** red PVC coated fabric with longitudinal white stripe.**Outer wire:** galvanized steel wire.**Application:** acid and chemical suction and delivery to/from tankers and bunkering vessels.**Constant operation:** -30 °C +100 °C (-22 °F +212 °F)**Electrical Conductivity:** ensured by the 2 wires in contact with fittings.**Electrical resistance:** ≤ 1 Ohm/mt**HOSE SUPPLIED EQUIPPED WITH END FITTINGS**

↔		↔		↻		↻		⌒		%		Ⓜ	
mm	in	mm	in	bar	psi	bar	psi	mm	in	%	kg/m	lb/ft	
150	6"			14	200	70	1000	575	23,00	90	12,400	8,33	
200	8"			14	200	70	1000	800	32,00	90	21,800	14,65	
250	10"			10	150	50	750	1000	40,00	90	26,700	17,94	
300	12"			10	150	50	750	1200	48,00	90	32,000	21,51	

// EN 13765 STANDARD FOR COMPOSITE HOSES


Since January, 1st 2014, the TMD* decree requires compliance with the European standard EN 13765 "Thermoplastic multi-layer (non-vulcanized) hoses and hose assemblies for the transfer of hydrocarbons, solvents and chemicals - Specification".

The new standard specifies requirements for thermoplastic multi-layer (non-vulcanized) hoses and hose assemblies carrying hydrocarbons, solvents and chemicals.

The annexes give indications regarding test methods; namely, crush recovery test, thermal ageing test, resilience test for fittings at low temperatures, pressure resistance (hydrostatic test), fitting security test, leak tightness test, fuel resistance test and flammability test.

PRESSURE AND TEMPERATURE RANGE	Gas / Hydrocarbon steam	Liquids	
	Type 1	Type 2	Type 3
Maximum working pressure (bar)	4	10	14
Proof pressure (bar)	6	15	21
Minimum burst pressure (bar)	16	40	56
Vacuum (bar)	0,5	0,9	0,9
Working temperature range (°C)	-20 +60	-30 +80	-30 +80

MANDATORY BRANDING ACCORDING TO THE NEW STANDARD (I.E. ALFAGOMMA HOSE 6J511 DN 80):

 6J511 - WP 10 - DN 80 - PP - 80 °C - QQ/YY - EN 13765:2010 - Type 2

// FLAMMABILITY TEST ACCORDING TO EN 13765 STANDARD (ANNEX G)

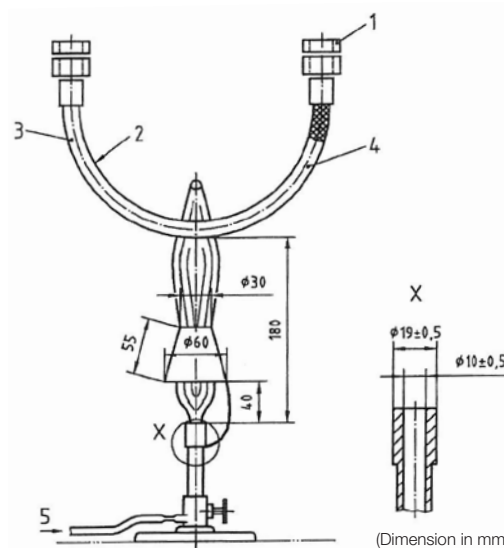
The most important requirement of EN 13765 standard is the flammability resistance test which requires the hoses to withstand exposure to a naked flame for 3 minutes.

Our products were subjected to numerous tests in order to improve our hoses and meet the standard's requirements. Our technical experts have tested our composite hoses according to the method in annex G: the test piece must resist for a period of 3 minutes, bended in U-shape, to the exposure to naked flame and shall be impervious to the test fluid.

The composite hose manufactured according to the BS 5842 standard resists less than one minute to the flammability test and no longer complies with the TMD requirements.

Legend

1. Cap
2. Bending radius - 10 to 15 time of outside diameter
3. Hose assembly
4. Liquid F in accordance with ISO 1817:2005
5. Propane (GPL) = 50 mbar



// ALFAGOMMA COMPOSITE RANGE

ALFAGOMMA acknowledges legislative change and is committed to protecting both the safety of operators and of the environment. This is the reason why we developed a hose structure that offers our customers a completely renewed high quality and reliable composite hose range in compliance with the new EN13765 standard and the TMD decree.

The new ALFAGOMMA composite hoses resist naked flame for a period of 3 minutes and fully comply with the requirements of EN 13765 and TMD decree. ALFAGOMMA products, certified by DREAL, guarantee a high safety level in hazardous materials transport, according to current legislation.

Our Sales Team is available to answer your questions and advise you in the choice of the suitable product according to your needs.

* Transports de Marchandises Dangereuses par voies terrestres - Road Transport of Dangerous Goods

// COMPOSITE HOSE FITTINGS

- Helical hose shank suitable for ALFAGOMMA composite hoses
- Different connections style to match market needs:
 - // BSPP/NPT male thread couplings
 - // Symmetric Guillemin NF E 29.572
 - // PN16/ASA150 flanged couplings
- AISI 316 and other materials available (Brass, Aluminium, PP , Plated Steel)

// COMBINATION NIPPLE

// COMBINATION NIPPLE

BSPP Male - Helical hose shank for composite hose - Aluminium



Item Code	Part Number	Hose ID mm	Thread in	Thread type
2300740	I5206100-040049	40	1 1/2	BSPP
2300741	I5206100-050060	50	2	BSPP
2300742	I5206100-065076	65	2 1/2	BSPP
2300743	I5206100-080090	80	3	BSPP
2300744	I5206100-100114	100	4	BSPP

// COMBINATION NIPPLE

BSPP Male - Helical hose shank for composite hose - Stainless steel 316



Item Code	Part Number	Hose ID mm	Thread in	Thread type
2300729	I3206100-025034	25	1	BSPP
2300730	I3206100-032042	32	1 1/4	BSPP
2300731	I3206100-040049	40	1 1/2	BSPP
2300732	I3206100-050060	50	2	BSPP
2300733	I3206100-065076	65	2 1/2	BSPP
2300734	I3206100-080090	80	3	BSPP
2300735	I3206100-100114	100	4	BSPP

// COMBINATION NIPPLE

BSPP Male - Helical hose shank for composite hose - Bronze



Item Code	Part Number	Hose ID mm	Thread in	Thread type
	I7206100-025034	25	1	BSPP
	I7206100-040049	40	1 1/2	BSPP
	I7206100-050060	50	2	BSPP
	I7206100-065076	65	2 1/2	BSPP
	I7206100-080090	80	3	BSPP
	I7206100-100114	100	4	BSPP

Available on request

// COMBINATION NIPPLE

BSPP Male - Helical hose shank for composite hose - PP



Item Code	Part Number	Hose ID mm	Thread in	Thread type
2300711	IP206100-040049	40	1 1/2	BSPP
2300712	IP206100-050060	50	2	BSPP
2300713	IP206100-080090	80	3	BSPP
2300714	IP206100-100114	100	4	BSPP

// COMBINATION NIPPLE

Male NPT - Helical hose shank for composite hose - Stainless steel 316



Item Code	Part Number	Hose ID mm	Thread in	Thread type
2307626	I3228100-050060	50	2	NPT
2307627	I3228100-080090	80	3	NPT
2306670	I3228100-100114	100	4	NPT

Also available in plated steel.

Dimensions shown may be changed without prior notice

// SYMMETRIC GUILLEMIN NF E 29.572**// SYMMETRIC GUILLEMIN NF E 29.572****Helical hose shank with locking ring for composite hose - Aluminium**

Item Code	Part Number	Hose shank DN mm	Head DN mm
2300753	I5291300-040040	40	40
2300754	I5291300-050050	50	50
2300755	I5291300-065065	65	65
2300756	I5291300-080080	80	80
2300757	I5291300-100100	100	100

// SYMMETRIC GUILLEMIN NF E 29.572**Helical hose shank with locking ring for composite hose - Stainless steel 316**

Item Code	Part Number	Hose shank DN mm	Head DN mm
2302462	I3291300-040040	40	40
2300736	I3291300-050050	50	50
2300737	I3291300-065065	65	65
2300738	I3291300-080080	80	80
2300739	I3291300-100100	100	100

// SYMMETRIC GUILLEMIN NF E 29.572**Helical hose shank with locking ring for composite hose - Bronze**

Item Code	Part Number	Hose shank DN mm	Head DN mm
2300763	I7291300-040040	40	40
2300764	I7291300-050050	50	50
2300765	I7291300-065065	65	65
2300766	I7291300-080080	80	80
2300767	I7291300-100100	100	100

// FIXED FLANGE

// FIXED FLANGE - RF - PN 10/16

Helical hose shank for composite hose - Stainless steel 316



Item Code	Product Code	Hose ID	Hose ID	Thread type	Head DN	Head DN
		in	mm		in	mm
2308221	I32BD66B-040040	1 1/2"	40,0	PN16	1 1/2"	38,0
2308222	I32BD66B-050050	2"	50,0	PN16	2"	51,0
2308223	I32BD66B-080080	3"	80,0	PN16	3"	76,0
2304576	I32BD66B-100100	4"	100,0	PN16	4"	102,0

Also available in plated steel.

// FIXED FLANGE - RF - ASA 150

Helical hose shank for composite hose - Stainless steel 316



Item Code	Product Code	Hose ID	Hose ID	Thread type	Head DN	Head DN
		in	mm		in	mm
2308220	I32BE66B-040040	1 1/2"	40,0	ASA 150	1 1/2"	38,0
2307620	I32BE66B-050050	2"	50,0	ASA 150	2"	51,0
2307621	I32BE66B-080080	3"	80,0	ASA 150	3"	76,0
2301308	I32BE66B-100100	4"	100,0	ASA 150	4"	102,0

Also available in plated steel.

Dimensions shown may be changed without prior notice

// SWIVEL FLANGE

// SWIVEL FLANGE - PLATE FF - PN 10/16

Helical hose shank for composite hose - stainless steel 316



Item Code	Product Code	Hose ID	Hose ID	Thread type	Head DN	Head DN
		in	mm		in	mm
2308225	I32BD72A-040040	1 1/2"	40,0	PN16	1 1/2"	38,0
2308226	I32BD72A-050050	2"	50,0	PN16	2"	51,0
2308227	I32BD72A-080080	3"	80,0	PN16	3"	76,0
2308228	I32BD72A-100100	4"	100,0	PN16	4"	102,0

Also available in plated steel.

// SWIVEL FLANGE - LAP JOINT FF - ASA 150

Helical hose shank for composite hose - stainless steel 316



Item Code	Product Code	Hose ID	Hose ID	Thread type	Head DN	Head DN
		in	mm		in	mm
2308224	I32BE77A-040040	1 1/2"	40,0	ASA 150	1 1/2"	38,0
2307622	I32BE77A-050050	2"	50,0	ASA 150	2"	51,0
2307623	I32BE77A-080080	3"	80,0	ASA 150	3"	76,0
2307607	I32BE77A-100100	4"	100,0	ASA 150	4"	102,0

Also available in plated steel.

// SWIVEL FLANGE - PLATE FF - PN 10/16

Helical hose shank for composite hose - PP



Item Code	Part Number	Hose ID in	Hose ID mm	Flange type
2308229	IP2BC72A-050050	2	50	PN 10
2308230	IP2BC72A-080080	3	80	PN 10
2308231	IP2BC72A-100100	4	100	PN 10

// FERRULE

// I205C5

Smooth ferrule - Stainless steel 304



Item Code	Part Number	Hose ID mm
2300848	I205C5-025	25
2300849	I205C5-032	32
2300850	I205C5-040	40
2300851	I205C5-050	50
2300852	I205C5-065	65
2300853	I205C5-080	80
2300854	I205C5-100	100

// I505C5

Smooth ferrule - Aluminium



Item Code	Part Number	Hose ID mm
2300891	I505C5-040	40
2301751	I505C5-050	50
2300099	I505C5-065	65
2300917	I505C5-080	80
2300892	I505C5-100	100

Dimensions shown may be changed without prior notice

// SEAL

// INJS00

Crimping seal for composite hose - NBR



Item Code	Part Number	Hose ID mm	Material
2300484	INJS00-025	25	NBR
2300485	INJS00-032	32	NBR
2300486	INJS00-040	40	NBR
2300487	INJS00-050	50	NBR
2300488	INJS00-065	65	NBR
2300489	INJS00-080	80	NBR
2300490	INJS00-100	100	NBR





Also available Viton® on request.

// PTFE HOSE

- Available in two versions:
 - // Smooth PTFE hose with AISI 304 external braid
 - // Convoluted PTFE hose with AISI 304 external braid
- Excellent resistance to chemicals, due to chemically inert PTFE tube
- Large temperature range, from -60 °C to 260 °C
- High mechanical and vibration resistance
- Hose assembled by ALFAGOMMA France certified ATEX (94/9/EC)



// HOSE & RECOMMENDED FITTING TABLE

PTFE HOSE					FITTINGS
Hose	ID Range (mm)	Tube	External Braid	Temperature Range (°C)	Hydraulic Fittings
9TS OM 	5 - 25	smooth PTFE	Stainless steel AISI 304	-60 +260	
9TC OM 	13 - 51	convoluted PTFE	Stainless steel AISI 304	-60 +260	

↓
ferrule H2200TF0

// PTFE HOSE

// 9TS OM



Smooth PTFE stainless steel braid standard duty Exceeds SAE 100 R14

Tube: smooth PTFE - high mechanical and vibration resistance, low permeability, dielectrical, fire resistant, food grade (FDA, DVGW, BFR compliant). Chemically inert, non sticking, ozone and weather resistant.

Reinforcement: high tensile stainless steel braid AISI 304.

Application: compressed air, gas, steam, fuel, oil, chemical and pharmaceutical products, particularly suitable for steam piping on injection moulding machines, diathermic oil installations, charging lines for cryogenic gas, compressor discharge lines, automotive, pharmaceutical and food sectors. Solvents, pigments and paint transfer lines. Hydraulic lines in power steering marine applications. Not suitable for molten alkali metals and halogens at high temperature.

Constant operation: -60 °C +260 °C (-76 °F +500 °F)

Item Code	↔		↔		⊕	⊖		⌒		⊞
	mm	in	mm	mm		Mpa	psi	mm	in	
2600557	5,0	3/16"	7,86	0,89	27,6	4000	51,0	2,01	0,090	
2600558	6,0	1/4"	8,64	0,64	24,1	3500	76,0	2,99	0,090	
2600559	8,0	5/16"	11,05	0,64	20,7	3000	102,0	4,02	0,130	
2600560	10,0	3/8"	12,65	0,64	18,3	2600	127,0	5,00	0,150	
2600561	13,0	1/2"	15,40	0,76	16,1	2300	140,0	5,51	0,200	
2600562	16,0	5/8"	18,40	0,89	13,8	2000	165,0	6,50	0,270	
2600563	19,0	3/4"	22,10	0,89	11,4	1600	203,0	7,99	0,330	
2600564	25,0	1"	29,75	1,10	6,9	1000	305,0	12,01	0,520	

59

PTFE HOSE

// 9TC OM



Convoluted PTFE stainless steel braid

Tube: smooth PTFE - high mechanical and vibration resistance, low permeability, dielectrical, fire resistant, food grade (FDA, DVGW, BFR compliant). Chemically inert, non sticking, ozone and weather resistant.

Reinforcement: high tensile stainless steel braid AISI 304.

Application: compressed air, gas, steam, fuel, oil, chemical and pharmaceutical products, particularly suitable for steam piping on injection moulding machines, diathermic oil installations, charging lines for cryogenic gas, compressor discharge lines, automotive, pharmaceutical and food sectors. Solvents, pigments and paint transfer lines. Hydraulic lines in power steering marine applications. Not suitable for molten alkali metals and halogens at high temperature.

Constant operation: -60 °C +260 °C (-76 °F +500 °F)

Item Code	↔		↔		⊕	⊖		⌒		⊞
	mm	in	mm	mm		Mpa	psi	mm	in	
2600574	13,0	1/2"	18,80	0,89	10,3	1500	25,0	0,98	0,280	
2600575	16,0	5/8"	22,10	0,89	8,3	1200	51,0	2,01	0,330	
2600576	19,0	3/4"	24,65	0,89	6,9	1000	64,0	2,52	0,400	
2600577	25,0	1"	32,77	1,02	4,6	670	89,0	3,50	0,550	
2600578	32,0	1 1/4"	40,72	1,02	3,4	525	127,0	5,00	0,690	
2600579	38,0	1 1/2"	48,25	1,12	3,0	450	152,0	5,98	0,890	
2600580	51,0	2"	61,50	1,20	2,3	345	200,0	7,87	1,240	

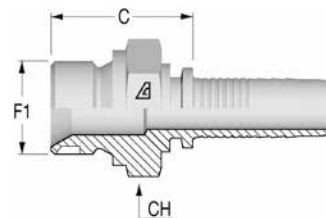
// HYDRAULIC FITTINGS

- Large range of hydraulic fittings with a specially designed ferrule to be crimped on PTFE hose

// BSP INSERTS

// H1210510

**BSP Male 60° Flare
AGR**



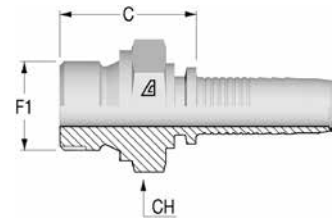
Item Code	Tail/Head	Nut Type	ID		F1	F1	C	CH	
	Dash		Dash	mm	in				Dash Size
1201291	-0302	NA	03	5,0	3/16"	02	1/8-28	20,3	14,0
1201722	-0402	NA	04	6,0	1/4"	02	1/8-28	20,8	14,0
1200507	-0404	NA	04	6,0	1/4"	04	1/4-19	26,3	19,0
1200508	-0406	NA	04	6,0	1/4"	06	3/8-19	27,8	22,0
1201098	-0408	NA	04	6,0	1/4"	08	1/2-14	31,3	27,0
1200540	-0504	NA	05	8,0	5/16"	04	1/4-19	26,3	19,0
1200541	-0506	NA	05	8,0	5/16"	06	3/8-19	27,8	22,0
1201101	-0508	NA	05	8,0	5/16"	08	1/2-14	31,3	27,0
1200340	-0604	NA	06	10,0	3/8"	04	1/4-19	26,3	19,0
1200341	-0606	NA	06	10,0	3/8"	06	3/8-19	27,8	22,0
1200339	-0608	NA	06	10,0	3/8"	08	1/2-14	31,3	27,0
1200386	-0806	NA	08	13,0	1/2"	06	3/8-19	28,6	22,0
1200384	-0808	NA	08	13,0	1/2"	08	1/2-14	32,1	27,0
1201096	-0810	NA	08	13,0	1/2"	10	5/8-14	34,1	30,0
1200385	-0812	NA	08	13,0	1/2"	12	3/4-14	36,1	32,0
1201085	-1008	NA	10	16,0	5/8"	08	1/2-14	32,1	27,0
1200419	-1010	NA	10	16,0	5/8"	10	5/8-14	34,1	30,0
1200418	-1012	NA	10	16,0	5/8"	12	3/4-14	36,1	32,0
1200446	-1212	NA	12	19,0	3/4"	12	3/4-14	36,6	32,0
1201095	-1216	NA	12	19,0	3/4"	16	1-11	41,6	41,0
1201355	-1616	NA	16	25,0	1"	16	1-11	42,4	41,0
1201356	-1620	NA	16	25,0	1"	20	1 1/4-11	46,4	50,0
1201357	-2020	NA	20	32,0	1 1/4"	20	1 1/4-11	48,0	50,0
1201358	-2424	NA	24	38,0	1 1/2"	24	1 1/2-11	51,0	55,0
1201359	-3232	NA	32	51,0	2"	32	2-11	56,5	70,0

Also available in stainless steel - **H3210510**.

Other termination types available in hydraulic catalogue.

Dimensions shown may be changed without prior notice

// H1210610

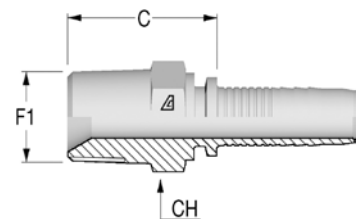
**BSPM Male Flat Seat
AGR FD**

Item Code	Tail/Head	Nut Type	ID			F1	F1	C	CH
	Dash		Dash	mm	in	Dash Size			
1214181	-0404	NA	04	6,0	1/4"	04	1/4-19	26,3	19,0
1223423	-0606	NA	06	10,0	3/8"	06	3/8-19	27,8	22,0
1216596	-0608	NA	06	10,0	3/8"	08	1/2-14	31,3	27,0
1225012	-0808	NA	08	13,0	1/2"	08	1/2-14	32,1	27,0

Also available in stainless steel - **H3210610**.

Other termination types available in hydraulic catalogue.

// H1210710

**BSPT Male
AGR K**

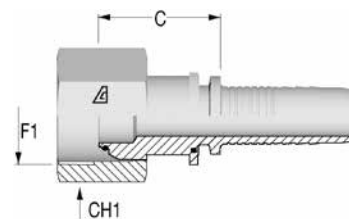
Item Code	Tail/Head	Nut Type	ID			F1	F1	C	CH
	Dash		Dash	mm	in	Dash Size			
1200456	-0302	NA	03	5,0	3/16"	02	1/8-28	20,8	12,0
1200491	-0402	NA	04	6,0	1/4"	02	1/8-28	21,3	12,0
1200490	-0404	NA	04	6,0	1/4"	04	1/4-19	26,8	17,0
1200492	-0406	NA	04	6,0	1/4"	06	3/8-19	27,8	19,0
1200532	-0504	NA	05	8,0	5/16"	04	1/4-19	26,8	17,0
1200533	-0506	NA	05	8,0	5/16"	06	3/8-19	27,8	19,0
1200328	-0604	NA	06	10,0	3/8"	04	1/4-19	26,8	17,0
1200329	-0606	NA	06	10,0	3/8"	06	3/8-19	27,8	19,0
1200327	-0608	NA	06	10,0	3/8"	08	1/2-14	32,3	22,0
1200373	-0806	NA	08	13,0	1/2"	06	3/8-19	28,6	19,0
1200371	-0808	NA	08	13,0	1/2"	08	1/2-14	33,1	22,0
1200410	-1012	NA	10	16,0	5/8"	12	3/4-14	34,1	27,0
1200440	-1212	NA	12	19,0	3/4"	12	3/4-14	34,6	27,0
1200439	-1216	NA	12	19,0	3/4"	16	1-11	43,6	36,0
1201365	-1612	NA	16	25,0	1"	12	3/4-14	37,4	32,0
1201361	-1616	NA	16	25,0	1"	16	1-11	44,4	36,0
1201363	-2020	NA	20	32,0	1 1/4"	20	1 1/4-11	49,0	46,0
1201364	-2424	NA	24	38,0	1 1/2"	24	1 1/2-11	50,5	50,0
1201360	-3232	NA	32	51,0	2"	32	2-11	54,2	65,0

Also available in stainless steel - **H3210710**.

Other termination types available in hydraulic catalogue.

// H1220813

**BSPF Female 60° Cone with O-Ring
DKOR**

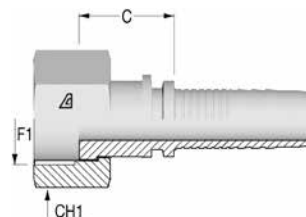


Item Code	Tail/Head Dash	Nut Type	ID			F1		F1	C	CH1
			Dash	mm	in	Dash Size	mm			
1200606	-0302	CR	03	5,0	3/16"	02	1/8-28	14,3	14,0	
1202325	-0304	SN	03	5,0	3/16"	04	1/4-19	20,3	19,0	
1201066	-0402	CR	04	6,0	1/4"	02	1/8-28	14,7	14,0	
1202326	-0404	SN	04	6,0	1/4"	04	1/4-19	20,8	19,0	
1202327	-0406	SN	04	6,0	1/4"	06	3/8-19	23,3	22,0	
1202328	-0504	CR	05	8,0	5/16"	04	1/4-19	17,3	19,0	
1202329	-0506	SN	05	8,0	5/16"	06	3/8-19	23,3	22,0	
1202330	-0604	CR	06	10,0	3/8"	04	1/4-19	17,3	19,0	
1202331	-0606	SN	06	10,0	3/8"	06	3/8-19	23,3	22,0	
1202332	-0608	SN	06	10,0	3/8"	08	1/2-14	24,3	27,0	
1202571	-0806	CR	08	13,0	1/2"	06	3/8-19	18,6	22,0	
1202333	-0808	SN	08	13,0	1/2"	08	1/2-14	25,1	27,0	
1202334	-0810	SN	08	13,0	1/2"	10	5/8-14	28,4	27,0	
1202335	-0812	SN	08	13,0	1/2"	12	3/4-14	29,0	32,0	
1202457	-1010	CR	10	16,0	5/8"	10	5/8-14	17,1	27,0	
1202336	-1012	SN	10	16,0	5/8"	12	3/4-14	29,0	32,0	
1202462	-1212	CR	12	19,0	3/4"	12	3/4-14	23,9	32,0	
1202337	-1216	SN	12	19,0	3/4"	16	1-11	34,0	38,0	
1202455	-1616	CR	16	25,0	1"	16	1-11	23,9	38,0	
1202338	-1620	SN	16	25,0	1"	20	1 1/4-11	39,4	50,0	
1202458	-2020	TN	20	32,0	1 1/4"	20	1 1/4-11	32,0	50,0	
1202339	-2024	SN	20	32,0	1 1/4"	24	1 1/2-11	41,9	55,0	
1202463	-2424	TN	24	38,0	1 1/2"	24	1 1/2-11	33,8	55,0	
1202340	-2432	SN	24	38,0	1 1/2"	32	2-11	47,0	70,0	
1202014	-3232	TN	32	51,0	2"	32	2-11	34,0	70,0	

Also available in stainless steel - **H3220813**.
Other termination types available in hydraulic catalogue.

// H1220613

**BSPF Female Flat Seat
DKR FD**



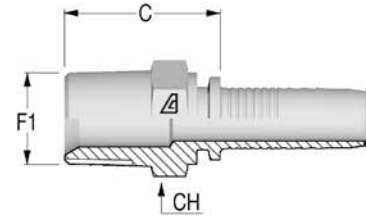
Item Code	Tail/Head Dash	Nut Type	ID			F1		F1	C	CH1
			Dash	mm	in	Dash Size	mm			
1202226	-0404	SN	04	6,0	1/4"	04	1/4-19	20,3	19,0	
1202227	-0606	SN	06	10,0	3/8"	06	3/8-19	20,3	22,0	
1202140	-0608	SN	06	10,0	3/8"	08	1/2-14	20,8	27,0	
1202228	-0808	SN	08	13,0	1/2"	08	1/2-14	21,6	27,0	
1202229	-0812	SN	08	13,0	1/2"	12	3/4-14	24,6	32,0	
1201684	-1012	CR	10	16,0	5/8"	12	3/4-14	17,6	32,0	
1201570	-1212	CR	12	19,0	3/4"	12	3/4-14	18,1	32,0	
1216659	-1216	CR	12	19,0	3/4"	16	1-11	20,6	38,0	
1201384	-1616	CR	16	25,0	1"	16	1-11	19,9	38,0	

Also available in stainless steel - **H3220613**.
Other termination types available in hydraulic catalogue.

Dimensions shown may be changed without prior notice

// NPTF INSERTS

// H1212810

NPTF Male 60° Seat
AGN

Item Code	Tail/Head	Nut Type	ID		F1		F1	C	CH
	Dash		Dash	mm	in	Dash Size			
1200448	-0302	NA	03	5,0	3/16"	02	1/8-27	20,8	12,0
1200466	-0402	NA	04	6,0	1/4"	02	1/8-27	21,3	14,0
1228235	-0404	NA	04	6,0	1/4"	04	1/4-18	26,8	14,3
1200467	-0406	NA	04	6,0	1/4"	06	3/8-18	27,8	19,0
1203150	-0408	NA	04	6,0	1/4"	08	1/2-14	31,3	22,0
1200511	-0504	NA	05	8,0	5/16"	04	1/4-18	26,8	17,0
1200512	-0506	NA	05	8,0	5/16"	06	3/8-18	27,8	19,0
1200307	-0604	NA	06	10,0	3/8"	04	1/4-18	26,8	17,0
1200308	-0606	NA	06	10,0	3/8"	06	3/8-18	27,8	19,0
1200306	-0608	NA	06	10,0	3/8"	08	1/2-14	31,3	22,0
1200345	-0806	NA	08	13,0	1/2"	06	3/8-18	28,6	19,0
1200343	-0808	NA	08	13,0	1/2"	08	1/2-14	32,1	22,0
1200344	-0812	NA	08	13,0	1/2"	12	3/4-14	34,1	27,0
1200387	-1008	NA	10	16,0	5/8"	08	1/2-14	33,1	24,0
1200388	-1012	NA	10	16,0	5/8"	12	3/4-14	34,1	27,0
1203149	-1208	NA	12	19,0	3/4"	08	1/2-14	33,6	27,0
1200421	-1212	NA	12	19,0	3/4"	12	3/4-14	34,6	27,0
1200420	-1216	NA	12	19,0	3/4"	16	1-11 1/2	43,6	36,0
1216610	-1416	NA	14	22,0	7/8"	16	1-11 1/2	43,6	36,0
1202282	-1612	NA	16	25,0	1"	12	3/4-14	39,4	36,0
1201366	-1616	NA	16	25,0	1"	16	1-11 1/2	44,4	36,0
1201367	-1620	NA	16	25,0	1"	20	1 1/4-11 1/2	47,4	46,0
1201368	-2020	NA	20	32,0	1 1/4"	20	1 1/4-11 1/2	49,0	46,0
1216612	-2224	NA	-	35,0	1 3/8"	24	1 1/2-11 1/2	50,5	50,0
1201369	-2424	NA	24	38,0	1 1/2"	24	1 1/2-11 1/2	50,5	50,0
1216613	-2932	NA	29	46,0	1 13/16"	32	2-11 1/2	54,2	65,0
1201370	-3232	NA	32	51,0	2"	32	2-11 1/2	54,2	65,0

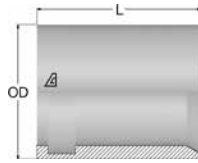
Also available in stainless steel - H3212810.

Other termination types available in hydraulic catalogue.

// FERRULE

// H2200TF0

No-skive Ferrule



Item Code	Dash	ID		B	L
		mm	in	mm	mm
1232132	03	5,0	3/16"	14,0	20,0
1232133	04	6,0	1/4"	15,0	25,0
1232134	05	8,0	5/16"	17,2	25,0
1232135	06	10,0	3/8"	22,0	25,0
1232136	08	13,0	1/2"	25,0	30,0
1232137	10	16,0	5/8"	30,0	33,0
1232138	12	19,0	3/4"	35,0	37,0
1232139	16	25,0	1"	42,0	45,0
1232140	20	31,0	1 1/4"	50,0	48,0
1232141	24	38,0	1 1/2"	57,0	58,0
1232142	32	51,0	2"	73,0	67,0











Dimensions shown may be changed without prior notice

// STAINLESS STEEL CORRUGATED FLEXIBLE HOSE

- AISI 316 Standard and narrow pitch corrugated hoses
- One or more AISI 304 external braids:
 - // to prevent hose elongation under pressure
 - // to protect the hose from physical damages
 - // to reduce vibration movements.
- Excellent resistance to corrosion and chemicals.
Suitable for the passage of all the fluids compatible with AISI 316 stainless steel
- Ample temperature range, from -270 °C to 700 °C
- Suitable to be used under pressure and in vacuum conditions too.
- Suitable for extreme environmental conditions, vibrations, frequent movements, static or dynamic misalignment
- ALFAGOMMA welding centers all over Europe
 - // certified TIG welding process
 - // customized stainless steel hose assemblies, certified and tested.
 - // hydrostatic and flushing tests
- Hose assembled by ALFAGOMMA France certified by DREAL according to TMD decree
- Hose assembled by ALFAGOMMA France certified ATEX (94/9/EC)



// HOSE & RECOMMENDED FITTING TABLE

STAINLESS STEEL CORRUGATED FLEXIBLE HOSE					WELDING FITTINGS			
Hose	ID Range (mm)	Tube	External braid	Temp. Range (°C)	Flange PN10/16 ASA150	Male thread	Swivel female thread	Union 3P coupling
99DMM 	6 - 200	Parallel corrugation SS AISI 316L	Stainless steel AISI 304	-270 +700				
99EMM 	10 - 150	Parallel narrow corrugation SS AISI 316L/Ti	Stainless steel AISI 304	-270 +600				

// STAINLESS STEEL CORRUGATED FLEXIBLE HOSE

// 99DMM



STAINLESS STEEL HOSE PARALLEL CORRUGATION AISI 316L WITH 1 BRAID AISI 304

Hose: AISI 316L-DIN 1.4404-Z2CN17-12.

Braid: AISI 304-DIN 1.4301-Z6CN18-09.

Safety factor: 4:1.

Temperature: -270 °C +700 °C.

Tolerances: ± 0,2 mm: DN 6 ÷ DN 32
± 0,3 mm: DN 40 ÷ DN 200.

Item Code	Part Number	↔			↔		↕	↷		📦
		DN	mm	inch	without braid	with 1 braid		dynamic	static	
2600361	99DMM006110000	6	6,1	1/4	9,6	10,6	100	100	25	0,140
2600335	99DMM008130000	8	8,2	5/16	12,1	13,3	100	125	32	0,150
2600401	99DMM010180000	10	10,0	3/8	14,3	15,4	90	150	40	0,190
2600402	99DMM013210000	12	12,2	1/2	16,7	17,8	80	200	50	0,210
2600362	99DMM016230000	16	16,2	5/8	21,6	22,8	70	200	50	0,410
2600403	99DMM020300000	20	20,3	3/4	26,8	28,0	64	200	70	0,480
2600404	99DMM025380000	25	25,4	1	32,2	33,7	50	200	90	0,650
2600363	99DMM032430000	32	34,3	1 1/4	41,1	43,0	40	250	110	0,760
2600405	99DMM038540000	40	40,0	1 1/2	49,8	52,5	30	250	130	1,050
2600406	99DMM051680000	50	50,2	2	65,0	67,2	28	350	175	1,440
2600407	99DMM063880000	65	65,4	2 1/2	80,8	83,0	24	410	200	1,689
2600408	99DMM075000000	80	79,9	3	95,0	97,0	18	450	205	2,084
2600409	99DMM100000000	100	100	4	116,7	119,0	16	560	230	3,749
2600364	99DMM125530000	125	125	5	149,0	152,5	12	660	280	4,930
2600365	99DMM150780000	150	150	6	174,9	177,5	10	815	320	5,837
2600336	99DMM200280000	200	198	8	225,0	228,0	8	1015	435	8,762

// 99EMM



STAINLESS STEEL HOSE PARALLEL NARROW CORRUGATION AISI 316L WITH 1 BRAID AISI 304

Hose: AISI 316L-DIN 1.4404-Z2CN17-12 (DN 10 ÷ DN 20)
AISI 316TI-1.4571 (DN 25 ÷ DN 150).

Braid: AISI 304-DIN 1.4301-Z6CN18-09.


Safety factor: 3:1.

Temperature: -270 °C +600 °C.

Item Code	Part Number	↔				↔		↕	↷		📦
		DN	mm	toll±mm	inch	with 1 braid			dynamic	static	
2600015	99EMM010180000	10	10,2	0,2	3/8	18	0,4	165	100	29	0,30
2600142	99EMM013210000	12	12,9	0,2	1/2	21,3	0,4	110	120	34	0,38
2600017	99EMM020300000	20	19,8	0,2	3/4	29,1	0,4	80	160	53	0,52
2600088	99EMM025380000	25	25,1	0,5	1	35,3	0,7	50	155	64	0,73
2600018	99EMM032460000	32	31,7	0,5	1 1/4	44,9	0,7	40	180	79	1,15
2600064	99EMM038550000	40	40,7	0,5	1 1/2	54,9	0,7	45	200	98	1,55
2600034	99EMM051680000	50	49,9	0,5	2	65,7	0,7	38	280	120	1,63
2600019	99EMM063890000	65	65	0,6	2 1/2	82,9	0,8	26	275	150	2,35
2600020	99EMM076000000	80	80	0,7	3	100,8	0,9	29	360	180	3,91
2600143	99EMM102280000	100	100,1	0,7	4	122,8	0,9	20	450	218	4,46
2600086	99EMM127550000	125	124,9	0,8	5	150,6	1,0	20	720	315	7,09
2600144	99EMM152800000	150	150,4	0,9	6	178,2	1,1	23	900	360	9,69

Dimensions shown may be changed without prior notice

// WELD ON FITTINGS FOR STAINLESS STEEL CORRUGATED FLEXIBLE HOSE

- Extensive weld on fitting range:
 - // PN16/ASA150 flanged couplings
 - // BSP/NPT male and female thread couplings
 - // Union 3P couplings
- ALFAGOMMA welding centers all over Europe
 - // certified TIG welding process
 - // customized stainless steel hose assemblies, certified and tested.
 - // hydrostatic and flushing tests
- Hose assembled by ALFAGOMMA France certified by DREAL according to TMD decree
- Hose assembled by ALFAGOMMA France certified ATEX (94/9/EC) 



// WELDING RING

// WELDING RING - STAINLESS STEEL AISI 304



Item Code	Part Number	DN	DN inch
2301047	I2099A-006	6	1/4
2300859	I2099A-010	10	3/8
2300860	I2099A-013	12	1/2
2300861	I2099A-016	16	5/8
2300862	I2099A-019	20	3/4
2300863	I2099A-025	25	1
2300864	I2099A-032	32	1 1/4
2300865	I2099A-038	40	1 1/2
2300866	I2099A-050	50	2
2300867	I2099A-063	65	2 1/2
2300868	I2099A-076	80	3
2301926	I2099E-100	100	4
2301928	I2099E-125	125	5
2301930	I2099E-150	150	6
2304558	I2099A-200	200	8

// FIXED FLANGE

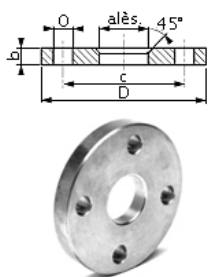
// FIXED FLANGE EN 1092-1 TYPE 11B WELDING NECK-RAISED FACE PN 10/16 STAINLESS STEEL AISI 316L



Item Code	Part Number	DN	DN inch	H mm	E mm	D mm	Ø Tube mm	b mm	n° hole	O mm	c mm	Weight kg
2301667	I3WBD6B0-015	15	1/2	38	45	95	21,3	16	4	14	65	0,70
2301525	I3WBD6B0-020	20	3/4	40	58	105	26,9	18	4	14	75	1,00
2301310	I3WBD6B0-025	25	1	40	68	115	33,7	18	4	14	85	1,20
2301311	I3WBD6B0-032	32	1 1/4	42	78	140	42,4	18	4	18	100	1,75
2301312	I3WBD6B0-038	40	1 1/2	45	88	150	48,3	18	4	18	110	1,85
2301313	I3WBD6B0-050	50	2	45	102	165	60,3	18	4	18	125	2,55
2301314	I3WBD6B0-065	65	2 1/2	45	122	185	76,1	18	4	18	145	3,10
2301990	I3WBD6B0-080	80	3	50	138	200	88,9	20	8	18	160	4,00
2301315	I3WBD6B0-100	100	4	52	158	220	114,3	20	8	18	180	4,55
2305773	I3WBD6B0-125	125	5	55	188	250	139,7	22	8	18	210	6,20
2301361	I3WBD6B0-150	150	6	55	212	285	168,3	22	8	22	240	7,80

Also available in steel - see stainless steel corrugated flexible hose & fittings catalogue.

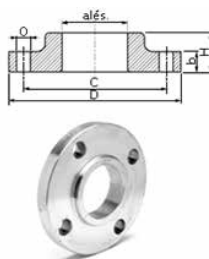
// SWIVEL FLANGE EN 1092-1 TYPE 02 PN 10/16 - STAINLESS STEEL AISI 316L



Item Code	Part Number	DN	DN inch	D mm	Ales. mm	b mm	n° hole	O mm	c mm	Weight kg
2300116	I3WBD2A0-015	15	1/2	95	25	14	4	14	65	0,67
2300117	I3WBD2A0-020	20	3/4	105	31	16	4	14	75	0,95
2300118	I3WBD2A0-025	25	1	115	38	16	4	14	85	1,10
2300079	I3WBD2A0-032	32	1 1/4	140	47	18	4	18	100	1,62
2300080	I3WBD2A0-040	40	1 1/2	150	53	18	4	18	110	1,85
2300081	I3WBD2A0-050	50	2	165	65	19	4	18	125	2,45
2300082	I3WBD2A0-065	65	2 1/2	185	81	20	8	18	145	3,00
2300084	I3WBD2A0-080	80	3	200	94	20	8	18	160	3,95
2300085	I3WBD2A0-100	100	4	220	120	22	8	18	180	4,40
2301131	I3WBD2A0-125	125	5	250	145	22	8	18	210	5,90
2300104	I3WBD2A0-150	150	6	285	174	24	8	22	240	7,10

Also available in steel - see stainless steel corrugated flexible hose & fittings catalogue.

// SWIVEL FLANGE ASME ANSI B 16.5 TYPE 15A LAP JOINT ASA 150 - STAINLESS STEEL AISI 316L



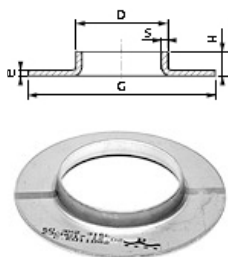
Item Code	Part Number	DN inch	D mm	Ales. mm	b mm	n° hole	O mm	C mm	Weight kg
2302665	I3WBE9A0-015	1/2	89	22,9	11,2	4	15,8	60,3	0,50
2302666	I3WBE9A0-020	3/4	99	28,2	12,7	4	15,8	69,8	0,60
2302667	I3WBE9A0-025	1	108	35,0	14,3	4	15,8	79,4	0,80
2301992	I3WBE9A0-032	1 1/4	117	43,7	15,9	4	15,8	88,9	1,10
2302668	I3WBE9A0-040	1 1/2	127	50,0	17,5	4	15,8	98,4	1,40
2301994	I3WBE9A0-050	2	152	62,5	19,1	4	19,0	120,6	2,30
2302669	I3WBE9A0-065	2 1/2	178	75,4	22,3	4	19,0	139,7	3,20
2302670	I3WBE9A0-080	3	190	91,4	23,9	4	19,0	152,4	3,60
2301996	I3WBE9A0-100	4	229	116,4	23,9	8	19,0	190,5	5,80
2301748	I3WBE9A0-150	6	279	171,4	25,4	8	22,2	241,3	8,60

Also available in steel - see stainless steel corrugated flexible hose & fittings catalogue.

Dimensions shown may be changed without prior notice

// COLLARS

// FLANGE LIGHT SUPPORT FLARED COLLAR ISO PN 10/16 - STAINLESS STEEL AISI 316L



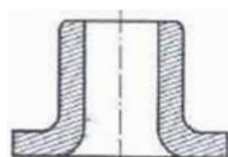
Item Code	Part Number	DN	DN inch	D mm	S mm	e mm	G mm	H mm	Weight kg
2300413	I3BBC440-015	15	1/2	21,3	1,6	2	45	6	0,01
2300414	I3BBC440-020	20	3/4	26,9	1,6	2	58	7	0,04
2300415	I3BBC440-025	25	1	33,7	1,6	2	68	9	0,05
2300416	I3BBC440-032	32	1 1/4	42,4	1,6	2	78	10	0,07
2300417	I3BBC440-040	40	1 1/2	48,3	1,6	2	88	10	0,08
2300418	I3BBC440-050	50	2	60,3	1,6	2	102	12	0,11
2300419	I3BBC440-065	65	2 1/2	76,1	1,6	2	122	12	0,15
2300420	I3BBC440-080	80	3	88,9	2,0	2	138	13	0,19
2300421	I3BBC440-100	100	4	114,3	2,0	2	158	13	0,21
2301130	I3BBC440-125	125	5	139,7	2,0	2	188	14	0,26
2301148	I3BBC440-150	150	6	168,3	2,0	2	212	18	0,34

// FLANGE LIGHT SUPPORT MACHINED COLLAR ISO TYPE 35 PN 10/16 STAINLESS STEEL AISI 316L



Item Code	Part Number	DN	DN inch
2300424	I3BBD440-025	25	1
2300425	I3BBD440-032	32	1 1/4
2300426	I3BBD440-040	40	1 1/2
2300427	I3BBD440-050	50	2
2300428	I3BBD440-065	65	2 1/2
2300429	I3BBD440-080	80	3
2300430	I3BBD440-100	100	4
2301260	I3BBD440-125	125	5
2301261	I3BBD440-150	150	6

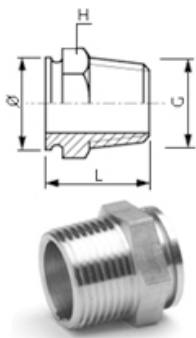
// ANSI SCH.10S - STUB END TYPE C - STAINLESS STEEL AISI 316L



Item Code	Part Number	DN inch
2302657	I3BBE420-015	1/2
2301229	I3BBE420-020	3/4
2301147	I3BBE420-025	1
2301226	I3BBE420-032	1 1/4
2301227	I3BBE420-040	1 1/2
2300973	I3BBE420-050	2
2301228	I3BBE420-065	2 1/2
2300974	I3BBE420-080	3
2301197	I3BBE420-100	4
2302061	I3BBE420-125	5
2302658	I3BBE420-150	6

// WELDING FITTINGS

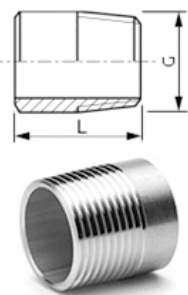
// MALE BSPT HEXAGONAL - STAINLESS STEEL 316L



Item Code	Part Number	DN	DN inch	G inch	L mm	Ø mm	H mm	Weight kg
2301959	I3B0710Z-006013	6	1/4	1/4	20,0	13,5	14	0,010
2300431	I3B0710Z-010017	10	3/8	3/8	22,5	17,2	19	0,020
2300432	I3B0710Z-013021	13	1/2	1/2	25,0	21,3	23	0,035
2300433	I3B0710Z-019027	19	3/4	3/4	31,5	26,9	27	0,060
2300434	I3B0710Z-025034	25	1	1	36,0	33,7	36	0,110
2300435	I3B0710Z-032042	32	1 1/4	1 1/4	38,0	42,4	46	0,175
2300436	I3B0710Z-038049	38	1 1/2	1 1/2	39,0	48,3	50	0,180
2301966	I3B0710Z-051060	51	2	2	43,0	60,3	65	0,340

Also available in steel - see stainless steel corrugated flexible hose & fittings catalogue.

// MALE BSTP PIPE - STAINLESS STEEL 316L



Item Code	Part Number	DN	DN inch	G inch	L mm	Weight kg
2305097	I3B07100-006013	6	1/4	1/4	22	0,010
2300438	I3B07100-010017	10	3/8	3/8	23	0,015
2300439	I3B07100-013021	13	1/2	1/2	27	0,025
2300440	I3B07100-019027	19	3/4	3/4	33	0,040
2300441	I3B07100-025034	25	1	1	35	0,065
2300442	I3B07100-032042	32	1 1/4	1 1/4	36	0,085
2300443	I3B07100-038049	38	1 1/2	1 1/2	41	0,110
2301940	I3B07100-051060	51	2	2	46	0,195
2300445	I3B07100-063076	63	2 1/2	2 1/2	55	0,280
2301941	I3B07100-076090	76	3	3	60	0,560
2301942	I3B07100-102114	102	4	4	80	1,065

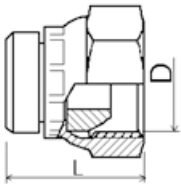
// STANDPIPE FOR WELDING FLANGE - STAINLESS STEEL 316L



Item Code	Part Number	DN	D inch	L mm
2302650	I3B22100-006010	6	1/4	40
2301974	I3B22100-010017	10	3/8	50
2301975	I3B22100-013021	13	1/2	50
2301976	I3B22100-019027	19	3/4	50
2301977	I3B22100-025034	25	1	50
2301978	I3B22100-032042	32	1 1/4	50
2301980	I3B22100-038049	38	1 1/2	60
2301981	I3B22100-050060	51	2	60
2302651	I3B22100-063076	63	2 1/2	60
2301984	I3B22100-076090	76	3	65
2301987	I3B22100-102114	102	4	75

Dimensions shown may be changed without prior notice

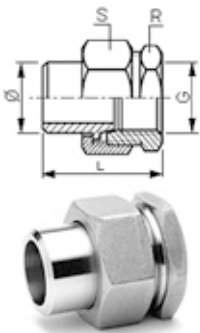
// SWIVEL FEMALE BSP - STAINLESS STEEL 316L



Item Code	Part Number	DN	D inch
2301932	I3B05200-006013	6	1/4
2301933	I3B05200-010017	10	3/8
2301934	I3B05200-013021	13	1/2
2301935	I3B05200-019027	19	3/4
2301936	I3B05200-025034	25	1
2301937	I3B05200-032042	32	1 1/4
2301938	I3B05200-038049	38	1 1/2
2301939	I3B05200-051060	51	2

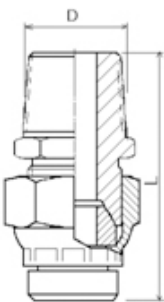
Also available in steel - see stainless steel corrugated flexible hose & fittings catalogue.

// UNION 3P COUPLING - BUTT WELD END / FEMALE BSP - STAINLESS STEEL 316L



Item Code	Part Number	DN	DN inch	G inch	Ø mm	L mm	R mm	S mm	Weight kg
2300027	I3TQ1307-013017	10	3/8	3/8	17,2	35	21	24	0,060
2302006	I3TQ1307-013021	13	1/2	1/2	21,3	40	27	30	0,105
2300028	I3TQ1307-019027	19	3/4	3/4	26,9	45	36	36	0,170
2300029	I3TQ1307-025034	25	1	1	33,7	50	37	46	0,285
2300030	I3TQ1307-032042	32	1 1/4	1 1/4	42,4	53	46	55	0,375
2300031	I3TQ1307-038049	38	1 1/2	1 1/2	48,3	53	52	60	0,425
2302008	I3TQ1307-051060	51	2	2	60,3	61	63	70	0,585
2302163	I3TQ1307-063076	63	2 1/2	2 1/2	76,1	71	80	92	1,020

// UNION 3P COUPLING - BUTT WELD END / MALE BSP - STAINLESS STEEL 316L



Item Code	Part Number	DN	DN inch	D inch
2300021	I3TQ1207-013017	10	3/8	3/8
2302012	I3TQ1207-013021	13	1/2	1/2
2300022	I3TQ1207-019027	19	3/4	3/4
2300023	I3TQ1207-025034	25	1	1
2300024	I3TQ1207-032042	32	1 1/4	1 1/4
2300025	I3TQ1207-038049	38	1 1/2	1 1/2
2302013	I3TQ1207-051060	51	2	2

// ACCESSORIES

To complete the system, ALFAGOMMA provides different type of accessories.

- Quick release couplings
 - // High pressure load
 - // Robust construction
 - // Low pressure drop
 - // Low leak-liquid rates, eco-friendly
 - // Excellent flow rate
- Safety Break-away couplings
 - // Marine and Industrial type
 - // Available in different materials and connections (NPT/BSP thread, ANSI/EN flange)
- Dry Disconnect Couplings
 - // Available in different materials and connections (NPT/BSP thread, ANSI/EN flange)



Dimensions shown may be changed without prior notice

// FPK



FLAT FACE STANDARD ISO 16028



DN 6 to 25



WP 350 bar

- // Flow performance optimized by CFD
- // Low leak-liquid rates, eco-friendly
- // Robust, compact and lightweight
- // Extended temperature range

General features: ARGUS FPK flat face quick release couplings are used for quick coupling and uncoupling of hydraulic lines. During the coupling action in zero or low-pressure ranges, valves that release or block the flow are automatically activated. The FPK flat face quick release coupling, formed by a coupling plug and a coupling socket, is coupled by pushing on a sleeve. This guarantees a flush connection between the two coupling halves. The sleeve is designed to be moved in the relevant direction for disconnecting or connecting the coupling halves. A safety system against accidental uncoupling is present on the female part.

Materials: galvanised steel with hardened parts subject to wear. HNBR seals (other materials on request) - Backup rings PTFE - Thermoplastic dust cap and dust plug. Top Coat Cr-III zinc plating with additional trivalent passivation for outstanding surface protection.

Application: suitable for liquid lines with mineral oil-based hydraulic fluids to DIN 51524 T1+T2. Also available for flame-resistant hydraulic fluids to VDMA 24317, for pneumatic and water hydraulics in appropriate materials on request.

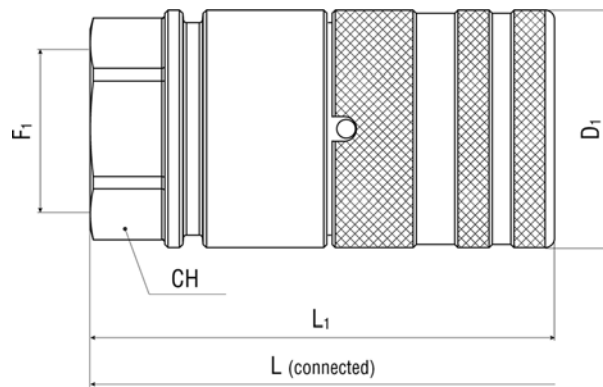
Norm: ISO 16028

Temperature range:

-30 °C +125 °C


Note: other sizes and connection types available on request.

Specific instructions for installation, use and maintenance are separately provided.



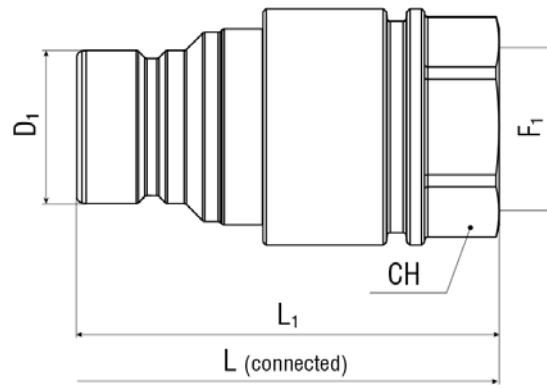
// STANDARD ISO 16028 - FLAT FACE FPK

Female coupling - Female thread

Item Code				WP Conn.	BP Disconn.	Thread 1	F1	D1	CH	L1	L
	Dash	mm	inch	MPa	MPa			mm	mm	mm	mm
1229101	04	6,0	1/4"	35,0	140,0	BSPP	1/4-19	26,0	22,0	57,8	97,00
1229102	06	10,0	3/8"	35,0	140,0	BSPP	3/8-19	32,0	27,0	69,3	117,00
1224380	06	10,0	3/8"	35,0	140,0	BSPP	1/2-14	32,0	27,0	69,3	117,00
1229103	08	13,0	1/2"	35,0	140,0	BSPP	1/2-14	38,0	32,0	74,5	125,00
1224381	08	13,0	1/2"	35,0	140,0	BSPP	3/4-14	38,0	32,0	74,5	125,00
1232287	10	16,0	5/8"	35,0	140,0	BSPP	3/4-14	40,0	34,0	81,3	134,00
1229105	12	19,0	3/4"	35,0	140,0	BSPP	3/4-14	48,0	42,0	93,0	156,00
1224382	12	19,0	3/4"	35,0	140,0	BSPP	1-11	48,0	42,0	93,0	156,00
1229106	16	25,0	1"	35,0	140,0	BSPP	1 1/4-11	55,0	50,0	101,0	177,00
1231464	16	25,0	1"	35,0	140,0	BSPP	1-11	55,0	50,0	101,0	177,00
1231469	06	10,0	3/8"	35,0	140,0	MET	M22X1.5	32,0	27,0	69,3	117,00
1229213	04	6,0	1/4"	35,0	140,0	NPTF	1/4-18	26,0	22,0	57,8	97,00
1229215	06	10,0	3/8"	35,0	140,0	NPTF	1/2-14	32,0	27,0	69,3	117,00
1229214	06	10,0	3/8"	35,0	140,0	NPTF	3/8-18	32,0	27,0	69,3	117,00
1229217	08	13,0	1/2"	35,0	140,0	NPTF	3/4-14	38,0	32,0	74,5	125,00
1229216	08	13,0	1/2"	35,0	140,0	NPTF	1/2-14	38,0	32,0	74,5	125,00
1232382	10	16,0	5/8"	35,0	140,0	NPTF	3/4-14	40,0	34,0	81,3	134,00
1229219	12	19,0	3/4"	35,0	140,0	NPTF	3/4-14	48,0	42,0	93,0	156,00
1232460	12	19,0	3/4"	35,0	140,0	NPTF	1-11 1/2	48,0	42,0	93,0	156,00
1231467	16	25,0	1"	35,0	140,0	NPTF	1-11 1/2	55,0	50,0	101,0	177,00
1233075	16	25,0	1"	35,0	140,0	NPTF	1 1/4-11 1/2	55,0	50,0	101,0	177,00
1233978	04	6,0	1/4"	35,0	140,0	SAE-OB	7/16-20	26,0	22,0	57,8	97,00
1229236	06	10,0	3/8"	35,0	140,0	SAE-OB	9/16-18	32,0	27,0	69,3	117,00
1229238	08	13,0	1/2"	35,0	140,0	SAE-OB	3/4-16	38,0	32,0	74,5	125,00
1232384	10	16,0	5/8"	35,0	140,0	SAE-OB	1 1/16-12	40,0	34,0	81,3	134,00
1229241	12	19,0	3/4"	35,0	140,0	SAE-OB	1 1/16-12	48,0	42,0	93,0	156,00
1229243	16	25,0	1"	35,0	140,0	SAE-OB	1 5/16-12	55,0	50,0	101,0	177,00


BSPP connection according to DIN 3852-2-X, NPTF connection according to ANSI B1-20.3, metric connection according to ISO 6149-1, SAE UNF/UN connection according to SAE J 1926-1.

Dimensions shown may be changed without prior notice



// STANDARD ISO 16028 - FLAT FACE FPK

Male coupling - Female thread

Item Code				WP Conn.	BP Disconn.	Thread 1	F1	D1	CH	L1	L
	Dash	mm	inch	MPa	MPa			mm			
1229109	04	6,0	1/4"	35,0	140,0	BSPP	1/4-19	16,2	20,0	50,5	97,00
1229110	06	10,0	3/8"	35,0	140,0	BSPP	3/8-19	19,7	27,0	64,0	117,00
1229111	06	10,0	3/8"	35,0	140,0	BSPP	1/2-14	19,7	27,0	64,0	117,00
1229112	08	13,0	1/2"	35,0	140,0	BSPP	1/2-14	24,6	32,0	72,0	129,00
1224377	08	13,0	1/2"	35,0	140,0	BSPP	3/4-14	24,6	32,0	68,0	125,00
1232288	10	16,0	5/8"	35,0	140,0	BSPP	3/4-14	27,0	34,0	70,0	134,00
1229113	12	19,0	3/4"	35,0	140,0	BSPP	3/4-14	29,9	42,0	85,0	156,00
1224378	12	19,0	3/4"	35,0	140,0	BSPP	1-11	29,9	42,0	85,0	156,00
1231463	16	25,0	1"	35,0	140,0	BSPP	1-11	36,0	50,0	99,0	177,00
1229114	16	25,0	1"	35,0	140,0	BSPP	1 1/4-11	36,0	50,0	99,0	177,00
1231468	06	10,0	3/8"	35,0	140,0	MET	M22X1.5	19,7	27,0	64,0	117,00
1229224	04	6,0	1/4"	35,0	140,0	NPTF	1/4-18	16,2	20,0	50,5	97,00
1229226	06	10,0	3/8"	35,0	140,0	NPTF	1/2-14	19,7	27,0	64,0	117,00
1229225	06	10,0	3/8"	35,0	140,0	NPTF	3/8-18	19,7	27,0	64,0	117,00
1229227	08	13,0	1/2"	35,0	140,0	NPTF	1/2-14	24,6	32,0	68,0	125,00
1229228	08	13,0	1/2"	35,0	140,0	NPTF	3/4-14	24,6	32,0	68,0	125,00
1232383	10	16,0	5/8"	35,0	140,0	NPTF	3/4-14	27,0	34,0	70,0	134,00
1232461	12	19,0	3/4"	35,0	140,0	NPTF	1-11 1/2	29,9	42,0	85,0	156,00
1229230	12	19,0	3/4"	35,0	140,0	NPTF	3/4-14	29,9	42,0	85,0	156,00
1231466	16	25,0	1"	35,0	140,0	NPTF	1-11 1/2	36,0	50,0	99,0	177,00
1233076	16	25,0	1"	35,0	140,0	NPTF	1 1/4-11 1/2	36,0	50,0	99,0	177,00
1233980	04	6,0	1/4"	35,0	140,0	SAE-OB	7/16-20	16,2	20,0	50,5	97,00
1229247	06	10,0	3/8"	35,0	140,0	SAE-OB	9/16-18	19,7	27,0	64,0	117,00
1229249	08	13,0	1/2"	35,0	140,0	SAE-OB	3/4-16	24,6	32,0	68,0	125,00
1232385	10	16,0	5/8"	35,0	140,0	SAE-OB	1 1/16-12	27,0	34,0	70,0	134,00
1229252	12	19,0	3/4"	35,0	140,0	SAE-OB	1 1/16-12	29,9	42,0	85,0	156,00
1229254	16	25,0	1"	35,0	140,0	SAE-OB	1 5/16-12	36,0	50,0	99,0	177,00

BSPP connection according to DIN 3852-2-X, NPTF connection according to ANSI B1-20.3, metric connection according to ISO 6149-1, SAE UNF/UN connection according to SAE J 1926-1.

// HDK



SCREW TYPE POPPET STANDARD ISO 14541

TOP COAT



DN 8 to 32



to max WP 450 bar

- // For high pressure load
- // Robust construction
- // Excellent flow rate
- // Can be coupled at up to 50 bar
- // German standard

General features: ARGUS HDK high pressure couplings can be used for connecting and disconnecting hydraulic lines. Their robust construction and tested components make them ideally suited for high and intermittent pressure loads. During the coupling action, valves that release and/or block the flow are automatically activated. The HDK quick release coupling, formed by coupling plug and coupling socket, is coupled by a screwing action with the hand nut of the plug component. Can be coupled to a max. of 50 bar residual pressure.

Materials: galvanised steel - Brass valve stem guide - TPE poppet valve seal (PTFE optional) - HNBR O-rings (other materials optional) - Polyethylene dust cap and plug - Stainless steel compression spring. Top Coat Cr-III zinc plating with additional trivalent passivation for outstanding surface protection.

Application: suitable for liquid lines with mineral oil-based hydraulic fluids to DIN 51524 and DIN 51525. Also available for flame-resistant hydraulic fluids to VDMA 24317, for pneumatics and water hydraulics in appropriate materials on request.

Norm: ISO 14541

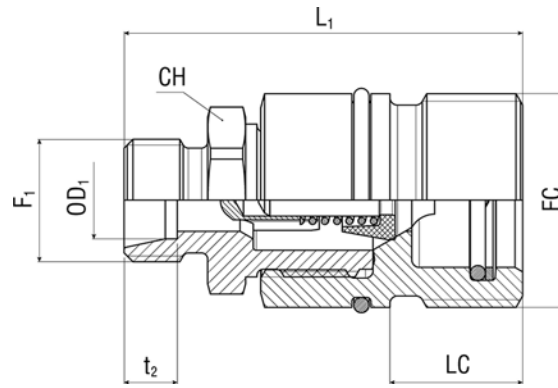
Temperature range:

-30 °C +125 °C

Note: other sizes and connection types available on request.


Specific instructions for installation, use and maintenance are separately provided.

Dimensions shown may be changed without prior notice

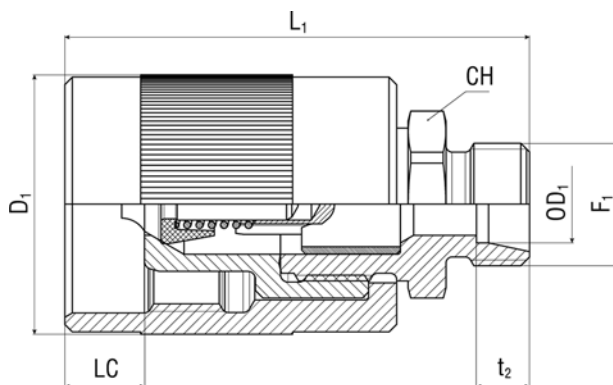


// SCREW COUPLING - POPPET HDK

Female coupling (fixed part) - Metric 24° light/heavy series


Item Code				WP Conn. MPa	Thread 1	F1	OD1 mm	FC	t2 mm	CH mm	LC mm	L1 mm
	Dash	mm	inch									
1228941	05	8,0	5/16"	45,0	D24L	M14X1.5	8	M28x2	7,0	22,0	14,5	53,0
1228942	05	8,0	5/16"	45,0	D24L	M16X1.5	10	M28x2	7,0	22,0	14,5	53,0
1228943	08	13,0	1/2"	40,0	D24L	M18X1.5	12	M36x2	7,0	24,0	17,0	56,5
1228944	08	13,0	1/2"	40,0	D24L	M22X1.5	15	M36x2	7,0	24,0	17,0	57,2
1228945	16	25,0	1"	31,5	D24L	M26X1.5	18	M48x3	7,5	41,0	26,0	80,5
1228946	16	25,0	1"	31,5	D24L	M30X2	22	M48x3	7,5	41,0	26,0	82,5
1228953	05	8,0	5/16"	45,0	D24S	M18X1.5	10	M28x2	7,5	22,0	14,5	54,0
1228954	05	8,0	5/16"	45,0	D24S	M20X1.5	12	M28x2	7,5	22,0	14,5	54,0
1228955	08	13,0	1/2"	40,0	D24S	M22X1.5	14	M36x2	8,0	24,0	17,0	59,5
1228956	08	13,0	1/2"	40,0	D24S	M24X1.5	16	M36x2	8,5	24,0	17,0	59,5
1228957	16	25,0	1"	31,5	D24S	M30X2	20	M48x3	10,5	41,0	26,0	84,5
1219533	16	25,0	1"	31,5	D24S	M36X2	25	M48x3	12,0	41,0	26,0	86,5
1219532	20	32,0	1 1/4"	31,5	D24S	M42X2	30	M70x3	13,5	55,0	36,0	113,0
1219531	20	32,0	1 1/4"	31,5	D24S	M52X2	38	M70x3	16,0	55,0	36,0	115,0

Metric connection according to DIN EN ISO 8434-1.



// SCREW COUPLING - POPPET HDK

Male coupling (loose part) - Metric 24° light/heavy series

Item Code				WP Conn. MPa	Thread 1	F1	OD1 mm	FC	D1 mm	t2 mm	CH mm	LC mm	L1 mm
	Dash	mm	inch										
1228925	05	8,0	5/16"	45,0	D24L	M14X1.5	8	M28x2	34,0	7,0	22,0	12,5	63,0
1228926	05	8,0	5/16"	45,0	D24L	M16X1.5	10	M28x2	34,0	7,0	22,0	12,5	63,0
1228927	08	13,0	1/2"	40,0	D24L	M18X1.5	12	M36x2	42,0	7,0	24,0	15,5	70,5
1228928	08	13,0	1/2"	40,0	D24L	M22X1.5	15	M36x2	42,0	7,0	24,0	15,5	72,5
1228929	16	25,0	1"	31,5	D24L	M26X1.5	18	M48x3	55,0	7,5	41,0	11,0	89,0
1228930	16	25,0	1"	31,5	D24L	M30X2	22	M48x3	55,0	7,5	41,0	11,0	91,0
1228931	05	8,0	5/16"	45,0	D24S	M18X1.5	10	M28x2	34,0	7,5	22,0	12,5	64,0
1228932	05	8,0	5/16"	45,0	D24S	M20X1.5	12	M28x2	34,0	7,5	22,0	12,5	64,0
1228933	08	13,0	1/2"	40,0	D24S	M22X1.5	14	M36x2	42,0	8,0	24,0	15,5	73,5
1219525	08	13,0	1/2"	40,0	D24S	M24X1.5	16	M36x2	42,0	8,5	24,0	15,5	73,5
1228934	16	25,0	1"	31,5	D24S	M30X2	20	M48x3	55,0	10,5	41,0	11,0	93,0
1219524	16	25,0	1"	31,5	D24S	M36X2	25	M48x3	55,0	12,0	41,0	11,0	95,0
1219523	20	32,0	1 1/4"	31,5	D24S	M42X2	30	M70x3	80,0	13,5	55,0	10,0	114,0
1219522	20	32,0	1 1/4"	31,5	D24S	M52X2	38	M70x3	80,0	16,0	55,0	10,0	117,0

Metric connection according to DIN EN ISO 8434-1.

Dimensions shown may be changed without prior notice

// RK

SCREW TYPE FLAT FACE



TOP COAT



DN 10 to 25



to max WP 315 bar

- // Low leak-liquid rates, eco-friendly
- // Robust construction
- // Low pressure drop
- // Can be coupled by hand at up to 20 bar

General features: ARGUS RK pipe couplings enable oil leakfree connection and disconnection of hydraulic lines. The coupling consists of one fixed and one loose half. The two halves are coupled by a screwing action with hand nuts and/or hand wheel. During this process, valves in the two halves open against spring force. During decoupling, these valves close before the coupling halves separate. This prevents air intake into the lines, eliminating the need of secondary venting. Coupling can be carried out by hand while pressurised at up to approx. 20 bar, or by means of tools under higher pressures. In the uncoupled status, the coupling halves are protected from contamination and damage with the components indicated as accessories.

Materials: galvanised steel housing and internal components
 - Brass vent sleeve in the loose half - All seals HNBR (FPM seals optional) - Polyethylene dust cap and plug. Top Coat Cr-III zinc plating with additional trivalent passivation for outstanding surface protection.

Application: suitable for liquid lines with mineral oil-based hydraulic fluids to DIN 51524 and DIN 51525. Also available for flame-resistant hydraulic fluids to VDMA 24317, for pneumatics and water hydraulics in appropriate materials on request.

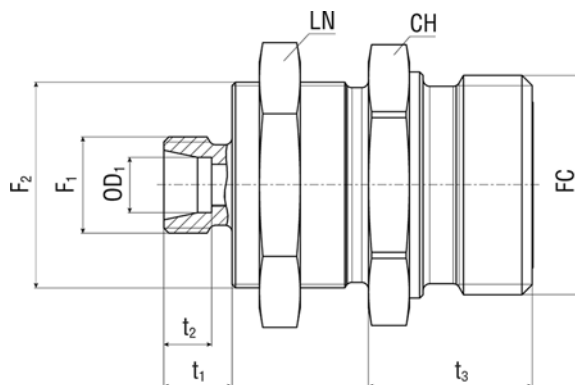
Temperature range:

-30 °C +125 °C

Temperature up to 200°C when FPM seals are used

Note: other sizes and connection types available on request.

Specific instructions for installation, use and maintenance are separately provided.



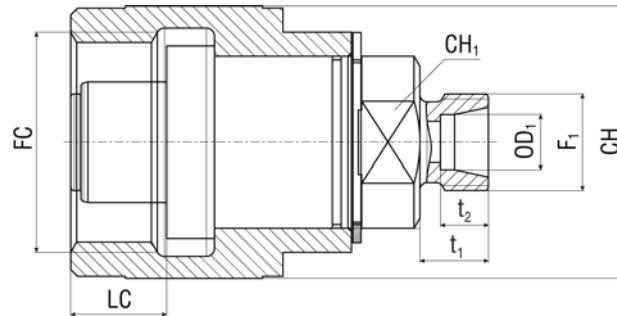
// SCREW COUPLING - FLAT FACE RK

Female coupling (fixed part with hexagon nut) - Metric 24° light/heavy series

Item Code				WP Conn. MPa	Thread 1	F1	F2	OD1 mm	FC	t1 mm	t2 mm	t3 mm	CH mm	LN mm
	Dash	mm	inch											
1228973	06	10,0	3/8"	31,5	D24L	M14X1.5	M30x1	8	M32x3	10,0	7,0	24,0	36,0	36,0
1228975	06	10,0	3/8"	31,5	D24L	M16X1.5	M30x1	10	M32x3	11,0	7,0	24,0	36,0	36,0
1228977	06	10,0	3/8"	31,5	D24L	M18X1.5	M30x1	12	M32x3	11,0	7,0	24,0	36,0	36,0
1228979	10	16,0	5/8"	31,5	D24L	M22X1.5	M45x1,5	15	M48x3	12,0	7,0	35,0	55,0	55,0
1228981	10	16,0	5/8"	31,5	D24L	M26X1.5	M45x1,5	18	M48x3	12,0	7,5	35,0	55,0	55,0
1228983	16	25,0	1"	16,0	D24L	M30X2	M56x1,5	22	M60x3	14,0	7,5	34,0	64,0	70,0
1228985	16	25,0	1"	16,0	D24L	M36X2	M56x1,5	28	M60x3	14,0	7,5	34,0	64,0	70,0
1228987	06	10,0	3/8"	31,5	D24S	M18X1.5	M30x1	10	M32x3	12,0	7,5	24,0	36,0	36,0
1228989	06	10,0	3/8"	31,5	D24S	M20X1.5	M30x1	12	M32x3	12,0	7,5	24,0	36,0	36,0
1228990	06	10,0	3/8"	31,5	D24S	M22X1.5	M30x1	14	M32x3	14,0	8,0	24,0	36,0	36,0
1222558	10	16,0	5/8"	31,5	D24S	M24X1.5	M45x1,5	16	M48x3	14,0	8,5	35,0	55,0	55,0
1228993	10	16,0	5/8"	31,5	D24S	M30X2	M45x1,5	20	M48x3	16,0	10,5	35,0	55,0	55,0
1228995	16	25,0	1"	16,0	D24S	M36X2	M56x1,5	25	M60x3	18,0	12,0	34,0	64,0	70,0
1228997	16	25,0	1"	16,0	D24S	M42X2	M56x1,5	30	M60x3	20,0	13,5	34,0	64,0	70,0

Metric connection according to DIN 8434-1.

Dimensions shown may be changed without prior notice



// SCREW COUPLING - FLAT FACE RK

Male coupling (loose part) - Metric 24° light/heavy series

Item Code				WP Conn. MPa	Thread 1	F1	OD1 mm	FC	t1 mm	t2 mm	CH mm	CH1 mm
	Dash	mm	inch									
1229629	06	10,0	3/8"	31,5	D24L	M14X1.5	8	M32x3	10,0	7,0	40,0	32,0
1229630	06	10,0	3/8"	31,5	D24L	M16X1.5	10	M32x3	11,0	7,0	40,0	32,0
1229631	06	10,0	3/8"	31,5	D24L	M18X1.5	12	M32x3	11,0	7,0	40,0	32,0
1229632	10	16,0	5/8"	31,5	D24L	M22X1.5	15	M48x3	12,0	7,0	60,0	32,0
1229633	10	16,0	5/8"	31,5	D24L	M26X1.5	18	M48x3	12,0	7,5	60,0	32,0
1229634	16	25,0	1"	16,0	D24L	M30X2	22	M60x3	14,0	7,5	154,0	41,0
1229635	16	25,0	1"	16,0	D24L	M36X2	28	M60x3	14,0	7,5	154,0	41,0
1229636	06	10,0	3/8"	31,5	D24S	M18X1.5	10	M32x3	12,0	7,5	40,0	32,0
1229637	06	10,0	3/8"	31,5	D24S	M20X1.5	12	M32x3	12,0	7,5	40,0	32,0
1229638	06	10,0	3/8"	31,5	D24S	M22X1.5	14	M32x3	14,0	8,0	40,0	32,0
1222559	10	16,0	5/8"	31,5	D24S	M24X1.5	16	M48x3	14,0	8,5	60,0	32,0
1229640	10	16,0	5/8"	31,5	D24S	M30X2	20	M48x3	16,0	10,5	60,0	32,0
1229641	16	25,0	1"	16,0	D24S	M36X2	25	M60x3	18,0	12,0	154,0	41,0
1229642	16	25,0	1"	16,0	D24S	M42X2	30	M60x3	20,0	13,5	154,0	41,0

Metric connection according to DIN 8434-1.

// SAFETY BREAK-AWAY COUPLINGS



Features:

Designed to prevent pull away accidents, protect terminal and loading/unloading equipment and eliminate unwanted product release.

Maximum Working pressure: 10/16/25 bar

Material: aluminium, stainless steel. Other materials on request.

Sizes: from 2" up to 6"

Connections: female and male thread (NPT/BSP), flange (ANSI/EN). Other connections on request.

Range:

- Marine Break-away
- Industrial Break-away

// DRY-DISCONNECT COUPLINGS



Features:

Self-sealing design to ensure the highest level of safety in applications where zero tolerance spillage is required.

Material: aluminium, stainless steel. Other materials on request.

Size: from 2" up to 6"

Connections: available with female/male thread (NPT/BSP) and flange (ANSI/EN).



HEADQUARTER

Alfagomma SpA

Via Torri Bianche 1

20871 Vimercate (MB) Italy

marketing@alfagomma.com

www.alfagomma.com